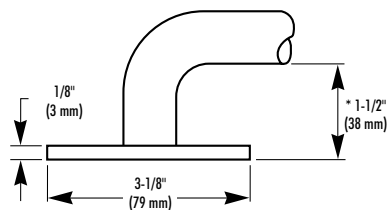
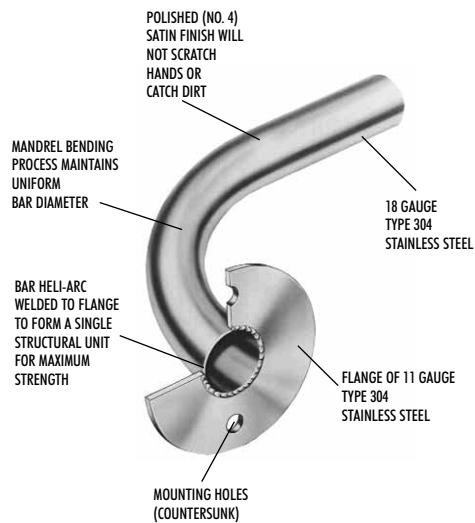



# GRAB BAR

- 1" O.D.
- Exposed Mounting
- Heavy Duty Stainless Steel



\* 1-1/2" WALL CLEARANCE REQUIRED UNDER MOST BUILDING DESIGN CODES

## CONSTRUCTION:

- **FLANGES** fabricated of type 304 (18-8), 3-1/8" dia. 11 gauge stainless steel, with exposed surfaces in architectural satin finish.
- **TUBING** of type 304 (18-8), 1" O.D. 18 gauge stainless steel, seamless construction with exposed surfaces in architectural satin finish. Bent ends of tubing pass thru the flanges and are heliarc welded into a single structural unit for maximum strength. Intermediate supports are contour cut and joined by heliarc welding to form an integral part of the grab bar. All welds ground and polished to blend. Mandrel bending process maintains uniform bar diameter. Return provides 1-1/2" standard safety clearance between wall and bar.

## STRENGTH:

All Bradley heavy duty grab bar systems, if properly mounted, meet or exceed FHA, VA, ANSI and UFA standards. A Simulated Use Analysis by an independent professional testing laboratory indicates that all Bradley heavy duty grab bars will withstand loads in excess of 1300 lbs. without failure when mounted as recommended. A certification of the grab bar test data as performed by an independent professional testing laboratory will be furnished upon request.

## INSTALLATION:

Secure to wall where adequate in-wall backing exists. Use bar as template to locate mounting holes. Drill holes and set anchors as appropriate. Mount grab bar and secure mounting screws. (For Bradley grab bar mounting kits, refer to Mounting Kits page at back of Grab Bar section).

## OPTIONAL FEATURES:

Feature	Suffix
<input type="checkbox"/> Safety-grip finish	-2
<input type="checkbox"/> High-polish finish	-4
<input type="checkbox"/> Safety grip with polished finish	-7

## GUIDE SPECIFICATION:

Grab bar shall be fabricated of type 304 satin finish stainless steel with exposed mounting flanges in sizes and configurations as indicated. Install with Bradley Mounting Kits as indicated.

**Grab Bar shall be Bradley Model 857.**