



**Strike First Corporation of America**

# SAFEGUARD Series Fire-Rated Extinguisher Cabinets SQUARE CORNERS

## Detail & Submittal Sheet

### Construction Specifications:

All cabinet fronts are 16 gauge cold rolled steel welded to 22 gauge cold rolled steel tubs. Fronts are baked white enamel over rust inhibiting phosphate treated steel. All fronts are of radius corners except the Apex 5lb #516, 517, 518 have a 1" square trim. The #304 stainless steel satin finish #4 fronts are adjustable to the tub. Full stainless steel cabinets are welded.

To comply with ADA Guidelines, Strike First Extinguishers and Cabinets offer handles,

brackets and return trims according to instruction provided by installer. For ADA compliance follow the specification ordering process dimensions in our catalog. Proper installation in accordance with the ADA Guidelines is the sole responsibility of the installer. For more information please visit the Accessibility Guidelines for Buildings and Facilities website or call them at 1-800-872-2253.

Project: \_\_\_\_\_

Specification Reference: \_\_\_\_\_

Model Number: \_\_\_\_\_ Quantity: \_\_\_\_\_

Architect: \_\_\_\_\_

Contractor: \_\_\_\_\_

Distributor: \_\_\_\_\_

Approved By: \_\_\_\_\_

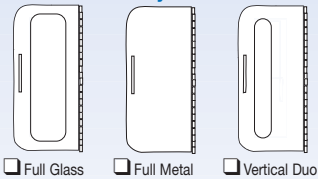
Date: \_\_\_\_\_

### Step 1 Select Model Number and Quantity and indicate on the line above.

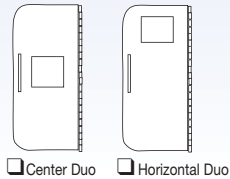
✓	Mod. #	Description	Return Trim	Interior Tub Size			Overall Outside Trim Dim.		Rough Opening			Shipping Weight	Accom. Ext. Size
				W	H	D	W	H	W	H	D	In Lbs	In Lbs.
<b>SAFEGUARD SEMI-RECESSED SQUARE CORNERS</b>													
	S-516-SQ	SG SR5-FG	1-3/4"	8"	17"	5"	10 3/4"	19 3/4"	9 3/4"	18 9/16"	4"	28	5
	S-517-SQ	SG SR5-FM	1-3/4"	8"	17"	5"	10 3/4"	19 3/4"	9 3/4"	18 9/16"	4"	28	5
	S-518-SQ	SG SR5-VD	1-3/4"	8"	17"	5"	10 3/4"	19 3/4"	9 3/4"	18 9/16"	4"	28	5
	S-117-SQ	SG SR10-FM	3"	9 1/2"	24"	6"	13 1/2"	28"	11 1/16"	25 9/16"	3 3/4"	38	10
	S-116-SQ	SG SR10-FG	3"	9 1/2"	24"	6"	13 1/2"	28"	11 1/16"	25 9/16"	3 3/4"	38	10
	S-118-SQ	SG SR10-VD	3"	9 1/2"	24"	6"	13 1/2"	28"	11 1/16"	25 9/16"	3 3/4"	38	10
	S-216-SQ	SG SR20-FG	4"	12"	27"	8"	16"	31"	13 9/16"	28 9/16"	4 3/4"	54	20
	S-217-SQ	SG SR20-FM	4"	12"	27"	8"	16"	31"	13 9/16"	28 9/16"	4 3/4"	54	20
	S-218-SQ	SG SR20-VD	4"	12"	27"	8"	16"	31"	13 9/16"	28 9/16"	4 3/4"	54	20
<b>SAFEGUARD FULLY-RECESSED SQUARE CORNERS</b>													
	S-526-SQ	SG FR5-FG	1/4"	8"	17"	5"	12"	21"	9 3/4"	18 9/16"	5 1/2"	27	5
	S-527-SQ	SG FR5-FM	1/4"	8"	17"	5"	12"	21"	9 3/4"	18 9/16"	5 1/2"	27	5
	S-528-SQ	SG FR5-VD	1/4"	8"	17"	5"	12"	21"	9 3/4"	18 9/16"	5 1/2"	27	5
	S-126-SQ	SG FR10-FG	1/4"	9 1/2"	24"	6"	13 1/2"	28 1/2"	11 1/16"	25 9/16"	6 1/2"	36	10
	S-127-SQ	SG FR10-FM	1/4"	9 1/2"	24"	6"	13 1/2"	28 1/2"	11 1/16"	25 9/16"	6 1/2"	36	10
	S-128-SQ	SG FR10-VD	1/4"	9 1/2"	24"	6"	13 1/2"	28 1/2"	11 1/16"	25 9/16"	6 1/2"	36	10
	S-226-SQ	SG FR20-FG	1/4"	12"	27"	8"	16"	31"	13 9/16"	28 9/16"	8 1/2"	52	20
	S-227-SQ	SG FR20-FM	1/4"	12"	27"	8"	16"	31"	13 9/16"	28 9/16"	8 1/2"	52	20
	S-228-SQ	SG FR20-VD	1/4"	12"	27"	8"	16"	31"	13 9/16"	28 9/16"	8 1/2"	52	20

### Step 2 Customize your cabinet with the following options:

#### Standard Door Styles



#### Optional Door Styles At Extra Cost



#### Additional Options At Extra Cost

Select Finish preference (✓ one box below):

- SSF - Stainless Steel Front  
 FSS - Fully Stainless Steel

Select Door Handle Style (✓one box below):

- Safety Break Lock  
 Center Duo Safety Lock  
 ADA Handle  
 Aluminum Die Cast "Red" Fire Handle

Select Glazing (Glass) Style (✓one box below):

- Double Strength Glass  
 Clear Acrylic  
 Clear Tempered Glass  
 Single Strength Glass

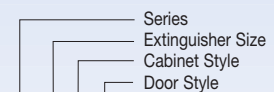
**WARNOCK HERSEY LISTED** UL Classified 5/8" Type X gypsum board inserted in the cavity between the two layers. Warnock Hersey has approved the Safeguard Cabinets to be mounted in any face of fire rated steel or wood stud for up to 2 hour rated walls without affecting its fire rating. The above meets the requirement test ASTM-E119-98 with test report WHI-495-1534. MOUNTING INSTRUCTIONS are supplied with each Safeguard cabinet.

#### Select optional vertical lettering

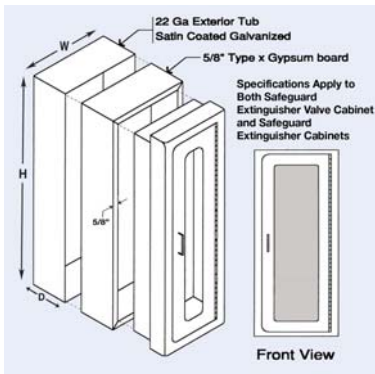
(✓one box below):

- Decal "Pull Firmly..." *R only*  
 Decal "Fire Ext." Sm Vert *R/B*  
 Decal "Fire Ext." Lrg Vert *R/B*  
 Decal "Fire Ext." Sm Horiz *R/B*  
 Decal "Fire Ext." Lrg Horiz *R/B*

#### Model Numbers

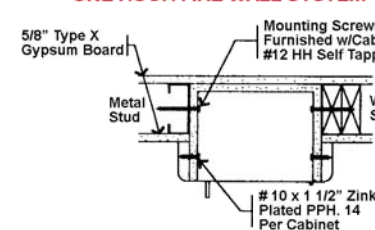


- A-506**
- Series: **A** = Apex (non-rated)  
**S** = Safeguard (rated)
- Extinguisher Size: **5** = 5lb  
**1** = 10lb  
**2** = 20lb
- Cabinet Style: **0** = Surface  
**1** = Semi-Recessed  
**2** = Fully-Recessed
- Door Style: **6** = Full Glass  
**7** = Full Metal  
**8** = Vertical Duo  
**9** = Center Duo  
**10** = Horizontal Duo
- Cabinet Type: **BC** = Bubble Cabinet  
**SN** = Sonoma  
**VC** = Valve Cabinet  
**SQ** = Square Corners



### SAFEGUARD Typical Semi-Recessed Fire Rated Installation

#### ONE HOUR FIRE WALL SYSTEM



#### TWO HOUR FIRE WALL SYSTEM

