

Choosing a Tread Type and Color

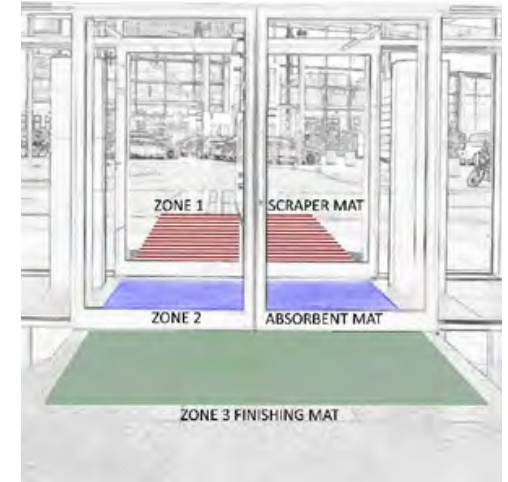
CHOOSING A TREAD TYPE: SEE PAGES 2 - 3 FOR MORE INFORMATION ABOUT EACH TREAD TYPE

Our 400, 600, 700, 800 and 900 Series can use each of our five insert types, letting you customize for your situation. The chart below shows which treads are best for each Entrance Flooring Zone.

Zone 1: Exterior Zone. Initial entrance area. Requires heavy scraping to remove dirt, water & other particulate from entering a building.

Zone 2: Interior Zone. Primary entrance area. Used to remove left-over debris for collection and easy removal.

Zone 3: Interior Zone. Final area before standard flooring. Used as a final moisture absorber.



TREAD TYPE	ZONE 1		ZONE 2	ZONE 3
	EXTERIOR SCRAPING FOR WET CLIMATE	EXTERIOR SCRAPING FOR DRY CLIMATE	INTERIOR ABSORBENT AND SCRAPING	INTERIOR ABSORBENT
Non-Absorbent Polypropylene Tuff Tread™	X	X	X	
Serrated Aluminum or Serrated Vinyl*	X	X	X	
Absorbent Carpet			X	X
Vinyl Abrasive			X	
Stainless Steel Grille *		X	X	

* Not Recommended for Exterior Use in Snowy Climates

CHOOSING A COLOR: SEE PAGES 2 - 3 FOR COLOR OPTIONS

After choosing the ideal tread type for your situation you can now pick a color.

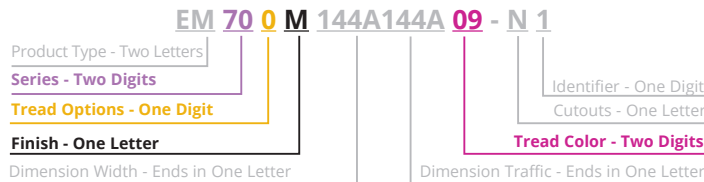
Note: Make sure that the color option you've chosen matches the tread type. Each tread has its own set of options that do not overlap.

Note For 402, 602, 702, 802 & 902: Color options will be the same as the rail finish.

FINISH OPTIONS

- M MILL
- C CLEAR
- B BLACK
- L LIGHT BRONZE
- D MEDIUM BRONZE
- Z DARK BRONZE

ENTRANCE MAT/GRATE PART NUMBERS



CARPET COLORS

For 400, 600, 700, 800, 900

- 01 CARPET - SPICE
- 02 CARPET - SILVERMINE
- 03 CARPET - WALNUT
- 04 CARPET - ESPRESSO
- 05 CARPET - SUEDE
- 06 CARPET - SAPPHIRE
- 07 CARPET - CAST IRON
- 08 CARPET - ONYX
- 09 CARPET - PEPPER
- 10 CARPET - CHARCOAL
- 11 CARPET - MINT
- 12 CARPET - GRAY

VINYL COLORS

For 401, 601, 701, 801, 901

- 21 VINYL - BLACK
- 22 VINYL - GRAY
- 23 VINYL - BROWN

VINYL ABRASIVE COLORS

For 404, 604, 704, 804, 904

- 31 VINYL ABRASIVE - GRAY
- 32 VINYL ABRASIVE - BLACK
- 33 VINYL ABRASIVE - DARK BROWN
- 34 VINYL ABRASIVE - BRICK RED
- 35 VINYL ABRASIVE - SEA BLUE

TUFF TREAD COLORS

For 405, 605, 705, 805, 905

- 41 TUFF TREAD - ASH
- 42 TUFF TREAD - COAL
- 43 TUFF TREAD - MOCHA

Sample Requests: Colors shown in this document are approximate. Contact ACPG at sales@activarcpg.com to request a sample.



Distributed by
 www.Ameraproducts.com
 Phone: (800) 608-6568
 Fax: (409) 840-5545
 info@ameraproducts.com

Entrance Mats and Grates Tread Types and Colors

PREMIUM CARPET TREAD

PREMIUM CARPET TREAD:


Our most absorbent and extremely durable carpet tread for interiors is designed to clean and dry shoes, and trap moisture. Premium 33 oz woven, solution-dyed nylon with black 12 mil monofilament fibers added for better scraping. Each polybrush carpet fiber and monofilament shall be fusion-bonded to a rigid two-ply backing to prevent fraying. Tread is secured to tread rails.

Denier: 17 (3700 Denier) **Static Coefficient of Friction:** Dry .85, Wet .51

Pile Height: 1/4" **Properties:** Anti-Stain, Anti-Static, Anti-Microbial

Yard Weight: 33 oz/yd² **Models:** 600, 700, 800, 900


Warranty: 2 Years **Entryway Zone:** 2-3



Spice | 01



Silvermine | 02



Walnut | 03



Espresso | 04



Suede | 05



Sapphire | 06




Cast Iron | 07




Onyx | 08



Pepper | 09




Charcoal | 10



Mint | 11




Gray | 12




Gray | 31




Black | 32



Dark Brown | 33



Brick Red | 34



Sea Blue | 35

VINYL ABRASIVE TREAD

VINYL ABRASIVE TREAD:

Use this tread with factory-applied abrasive grit that gives extra friction for high-traffic, interior entryways. Constructed of abrasive grit tape-bonded to a rigid PVC plastic tread insert that is secured to tread rails. Extruded vinyl tread is mechanically secured to tread rails.

Coefficient of Friction: Dry .75, Wet .80 **Models:** 604, 704, 804, 904

Entryway Zone: 2



Distributed by
www.Ameraproducts.com
 Phone: (800) 608-6568
 Fax: (409) 840-5545
info@ameraproducts.com

9702 Newton Ave S. Bloomington, MN 55431 | Many Locations Across North America


Entrance Mats and Grates
Tread Types and Colors

TUFF TREAD™


TUFF TREAD™ WATERPROOF BRUSH TREAD:

For interior or exterior use in high traffic entrances; does not absorb moisture, resists traffic pattern wear, and stands up to weather. Constructed of crimped, polypropylene fibers that are large, stiff, chisel shaped and widely spaced. 20-mil scraping fibers that are bonded to the backing and secured to tread rails. Tuff Tread is colorfast, provides lower life cycle costs than carpet.


Denier: 600 (4500 Denier) **Coefficient of Friction:** Dry .78, Wet .71 **Yard Weight:** 33 oz/yd²
Pile Height: 1/4" **Entryway Zone:** 1-2 **Models:** 405, 605, 705, 805, 905



Ash | 41



Coal | 42



Mocha | 43


SERRATED VINYL

SERRATED VINYL TREAD:

Use this waterproof tread with continuous striations for high-traffic, wet exterior or interior entryways. Extruded vinyl tread is mechanically secured to tread rails.

Static Coefficient of Friction: Dry .88, Wet .73 **Models:** 401, 601, 701, 801, 901

Properties: Dual durometer **Entryway Zone:** 1-2



Black | 21



Gray | 22



Brown | 23


SERRATED ALUMINUM

SERRATED ALUMINUM TREAD:

This all aluminum tread is ideal for high-traffic or wet interior entryways

Standards: Meets NFPA 253 & FTM Standard 372 **Models:** 402, 602, 702, 802, 902

Properties: Nonflammable **Entryway Zone:** 1-2



Mill Finish | M



Clear Anodized | C



Light Bronze | L



Medium Bronze | D



Dark Bronze | Z



Black Anodized | B

Alternating Tread: Two types of tread in an alternating pattern provide scraping combined with absorbent carpet for maximum building protection.
Sample Requests: Colors shown in this document are approximate. Contact ACPG at sales@activarcpg.com to request a sample.



Distributed by
 www.Ameraproducts.com
 Phone: (800) 608-6568
 Fax: (409) 840-5545
 info@ameraproducts.com

9702 Newton Ave S. Bloomington, MN 55431 | Many Locations Across North America

Entrance Mats and Grates
 Tread Types and Colors