

Crownline Cabinets Provide A Wide Selection of Door Styles, Glazing and Sizes. These Durable Cabinets are Designed to Industry Standards for Fire Department Valves, Fire Hose Rack Units and Extinguishers. The Trimless Version is Designed to be Installed Under the Drywall, for a Flush Finished Surface.

Door Construction: Cold rolled steel with white powder-coated finish standard. Flush cabinet doors are attached by a continuous hinge and equipped with zinc-plated handle and roller catch. Doors with glazing have 1-1/4 wide trim.

Flange Style & Depth: Trimless Recessed for 5/8" depth drywall or 3/4" depth plaster. First layer of drywall is to be installed before cabinet, second layer over flange after cabinet is installed.

Tub: The tub is constructed of cold rolled steel with white powder-coat finish standard. Tub forms a flange which is installed before drywall or plaster material. Fire-resistant material is attached to the exterior of the tub.

Knockouts: Knockouts are not provided on Fire-Rated Cabinets. Instructions for Knockouts in the field are provided, and must be strictly adhered to, to maintain fire rating.

Special Features: Models 8014 has a shelf 12" from the bottom of the cabinet and is designed to hold a fire extinguisher plus FD valve or other accessory. Those models can also be ordered without shelf to allow for lower mounting height of valve piping to meet NFPA14.



Fire Rating: Fire-FX2™ cabinets are UL listed and labeled as an approved membrane penetration firestop system for up to 2 hours in accordance with UL 1479 (ASTM-E814) and CAN/ULC-S115, when properly installed in a wall assembly according to installation instructions.

ADA Cabinet Mounting Height: Standard Pull on G, E, W, L22, A and B Door Styles with Saf-T-Lok are 3 5/8" Higher than Door Center, so Allow for that When Mounting Cabinet. Standard Pull with No Lock or ADA Recessed Pull are Centered on Door.

STEP 1: SELECT MODEL NUMBER, TRIM & QUANTITY (Refer to Chart on Page 2)

STEP 2: SELECT DOOR STYLE

(Check one box below)

- | | |
|---|--|
| <input type="checkbox"/> F Full Glazing | <input type="checkbox"/> L22 Solid with SAF-T-LOK |
| <input type="checkbox"/> G Full Glazing with SAF-T-LOK | <input type="checkbox"/> V Vertical Duo |
| <input type="checkbox"/> D Horizontal Duo Panel | <input type="checkbox"/> W Vertical Duo with SAF-T-LOK |
| <input type="checkbox"/> E Horizontal Duo Panel with SAF-T-LOK | <input type="checkbox"/> B10 Acrylic View Window with SAF-T-LOK |
| <input type="checkbox"/> A Center Duo Panel with SAF-T-LOK | <input type="checkbox"/> L24 Solid with Cylinder Lock & No Handle |
| <input type="checkbox"/> S21 Solid Door | View Door Styles |

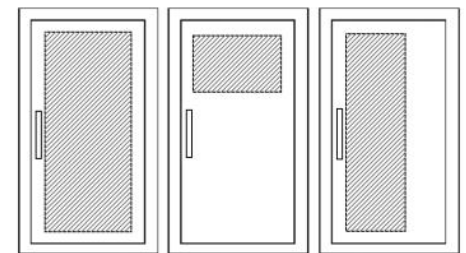
STEP 3: SELECT DOOR GLAZING

(Check one box below)

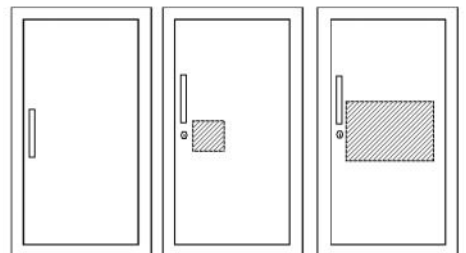
- | | |
|--|---|
| <input type="checkbox"/> 10 Clear Acrylic | <input type="checkbox"/> 16 Gray Acrylic |
| <input type="checkbox"/> 13 Clear Wire Glass with Safety Film | <input type="checkbox"/> 17 Clear Tempered Glass |
| <input type="checkbox"/> 15 Bronze Acrylic | <input type="checkbox"/> 18 Laminated Safety Glass |

STEP 4: OPTIONAL FEATURES AT ADDITIONAL COST:

- | | |
|---|--|
| <input type="checkbox"/> Optional Tub Color: __ Black __ Red | <input type="checkbox"/> (MC) Magnetic Catch—Replaces Roller Catch |
| <input type="checkbox"/> Optional Color: __ Red __ Black __ Sand | <input type="checkbox"/> FDVO Decal Fire Department Valve Octagonal 6 x 6" |
| __ AMS Beige __ SC Flat Beige __ Gray | <input type="checkbox"/> 1403 Decal Fire Hose Black/Red Horiz. Letters 4 x 9 |
| __ Bronze __ Silver __ Flat Black | <input type="checkbox"/> LDCHRFDV-R Diecut Fire Dept. Valve Horiz. 10-1/4 x 4-3/8 |
| <input type="checkbox"/> CA Commander Alarm | <input type="checkbox"/> LDCVRFDV Diecut Fire Dept Valve Vert. 3/4" x 21 1/2" |
| <input type="checkbox"/> BA Brigadier Alarm | <input type="checkbox"/> LDCVRFDV-R Diecut Fire Dept Valve Vert. Rever. 3/4" x 21 1/2" |
| <input type="checkbox"/> Futura "Fire" Handle __ Mill __ Red __ White | <input type="checkbox"/> LDCHRFDV Diecut Fire Department Valve Ascend. 1" x 17" |
| <input type="checkbox"/> PRH Recessed Pull Handle | <input type="checkbox"/> LDCVRFSCV-R Diecut Fire Sprinkler Cont. Valve Vert 3/4" x 18" |
| <input type="checkbox"/> PUCH Polished Chrome Handle | Fire Hose Racks - See separate submittal |
| <input type="checkbox"/> No Shelf for 8000 Series | |




F - Full glass with pull handle and Saf-T-Lok (Not Shown)
 D - Horizontal duo panel with pull
 E - Horizontal duo panel with pull and Saf-T-Lok. (Not Shown)
 V - Vertical duo panel with pull
 W - Vertical duo panel with pull and Saf-T-Lok. (Not Shown)

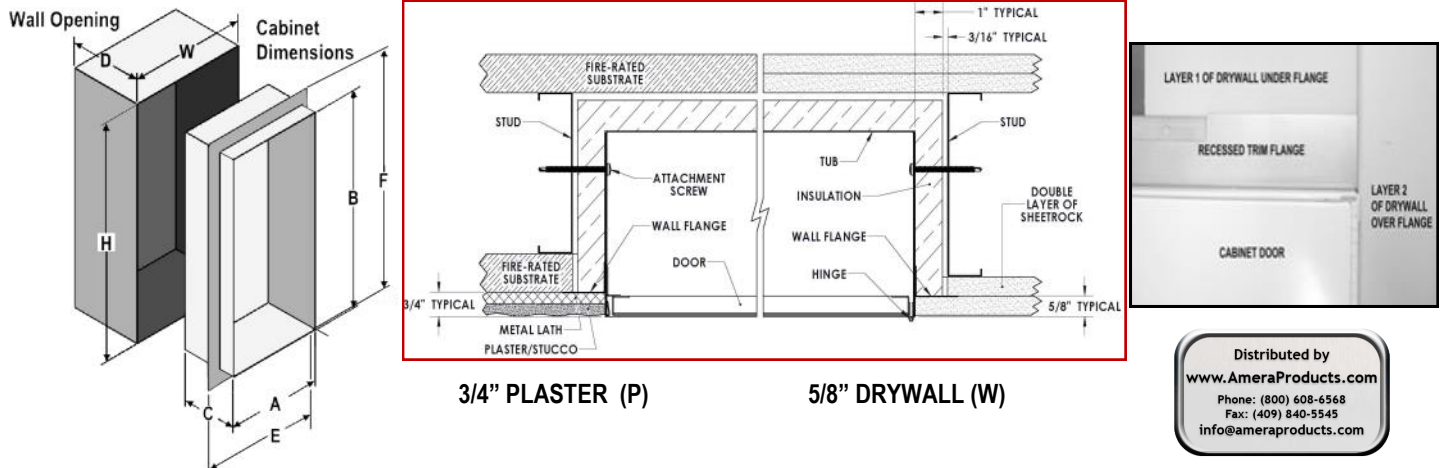


S21 - Solid with pull
 L22 - Solid with pull and Saf-T-Lok
 L24 - Solid with cylinder key lock/no pull (L22,24 not shown)
 B10 - Acrylic view window with pull, and Saf-T-Lok
 A - Center duo panel with pull and Saf-T-Lok

Fire Extinguisher Lettering:

- | | |
|--------------------------|---|
| <input type="checkbox"/> | Black Vertical FE Letters LDCVBF |
| <input type="checkbox"/> | Red Vertical FE Letters LDCVRF |
| <input type="checkbox"/> | White Vertical FE Letters LDCVWF |
| <input type="checkbox"/> | Black Horizontal FE Letters LDCHBF |
| <input type="checkbox"/> | Red Horizontal FE Letters LDCHRF |
| <input type="checkbox"/> | White Horizontal FE Letters LDCHWF |
| <input type="checkbox"/> | Etched Glass/Engraved Metal Lettering |
- (Check Box & Attach Separate Submittal)

 <p>JL INDUSTRIES</p> <p>Distributed by www.Ameraproducts.com Phone: (800) 608-6568 Fax: (409) 840-5545 info@ameraproducts.com</p> <p>©2023 ACTIVAR CONSTRUCTION PRODUCTS GROUP, INC.</p>	Distributor:	Quantity:
	Contractor:	Approved By:
	Model #:	Architect:
	Project:	Date:
HEADQUARTERS: 9702 NEWTON AVE S, BLOOMINGTON, MN 55431 MANUFACTURING: BLOOMINGTON, MN & COMMERCE, CA WAREHOUSES: SEE WEBSITE FOR LOCATIONS 5/30/2023		



Distributed by
www.Ameraproducts.com
 Phone: (800) 608-6568
 Fax: (409) 840-5545
 info@ameraproducts.com

MODEL		TUB I.D. W x H x D in Inches			FRAME O.D.		RECESSED WALL OPENING			RECOMMENDED HOSE RACK VALVES & EXTINGUISHERS
QTY	#	A Width	B Height	C Depth	E Width	F Height	Width	Height	Depth	
TRIMLESS FX2 CABINET WITH RECESSED FLANGE FOR INSTALLATION OF 5/8" DRYWALL OVER TRIM										
Example of Part # 6014WF10FX2 Cabinets with Hose Rack & Extinguisher or FD Valve										
	6014W __ FX2	24	30	6	27 1/8	33 1/8	26 5/16	32 5/16	6 11/16	HOSE RACK: 1- 1/2" x 1-1/2" Hose Rack Unit with 50 or 75' Hose (3005, 3105, 3007, 3107) & Cosmic 2½ or Galaxy 2½- 5 lb Extinguisher
	6214W __ FX2	24	34-3/4	6	27 1/8	37 7/8	26 5/16	37 1/16	6 11/16	HOSE RACK: 1- 1/2" x 1-1/2" Hose Rack Unit - 100' Hose (3010 or 3110) & Cosmic 2½ or Galaxy 2½- 5 lb Extinguisher
	6114W __ FX2	24	30	8	27 1/8	33 1/8	26 5/16	32 5/16	8 11/16	HOSE RACK: 2-1/2" x 1-1/2" Hose Rack Unit 50 or 75' Hose (3205, 3207)
	6414W __ FX2	24	34 3/4	8	27 1/8	37 7/8	26 5/16	37 1/16	8 11/16	HOSE RACK: 2-1/2" x 1-1/2" Hose Rack Unit - 100' Hose (3210 Series)
	6614W __ FX2	24	38 3/4	8	27 1/8	41 7/8	26 5/16	41 1/16	8 11/16	HOSE RACK: 2-1/2" x 1-1/2" Hose Rack Unit - 125' Hose (3212 Series)
	6314W __ FX2	30	30	8	33 1/8	33 1/8	32 5/16	32 5/16	8 11/16	HOSE RACK & FD VALVE OR EXTINGUISHER: 1-1/2" OR 2-1/2" Valve 50' or 75' Hose Rack Unit Plus FD Valve or Cosmic or Galaxy Fire Extinguisher
	6514W __ FX2	32 3/4	34 3/4	8	35 7/8	37 7/8	35 1/16	37 1/16	8 11/16	HOSE RACK & FD VALVE OR EXTINGUISHER: 1-1/2" OR 2-1/2" Valve, 100' Hose Rack Unit Plus FD Valve or Cosmic or Galaxy Fire Extinguisher
	7214W __ FX2	32 3/4	38 3/4	8	35 7/8	41 7/8	35 1/16	41 1/16	8 11/16	HOSE RACK & FD VALVE OR EXTINGUISHER: 1-1/2" OR 2-1/2" Valve , 125' Hose Rack Unit Plus FD Valve or Cosmic or Galaxy Fire Extinguisher
	8514W __ FX2	18	18	8	21 1/8	21 1/8	20 5/16	20 5/16	8 11/16	FIRE DEPARTMENT VALVE: 1-1/2" or 2-1/2" Fire Department Valve with Cap and Chain
	8414W __ FX2	18	18	10	21 1/8	21 1/8	20 5/16	20 5/16	10 11/16	
	8714W __ FX2	26	26	8	29 1/8	29 1/8	28 5/16	28 5/16	8 11/16	DUAL SIDE BY SIDE FD VALVES & EXTINGUISHER OR 2 FD VALVES: 1-1/2" or 2-1/2" with Cap and Chain Plus Plus Cosmic or Galaxy 2-1/2 to 10 lb Extinguisher
	8614W __ FX2	26	26	10	29 1/8	29 1/8	28 5/16	28 5/16	10 11/16	
	8014W __ FX2	16	40	9	19 1/8	43 1/8	18 5/16	42 5/16	9 11/16	DUAL EXTINGUISHER & FD VALVE Cabinet has Shelf 12" from Bottom: Cosmic or Galaxy Extinguisher
TRIMLESS CABINET WITH RECESSED FLANGE FOR INSTALLATION OF 3/4" PLASTER OVER TRIM										
Example of Part # 6014PF10FX2 Cabinets with Hose Rack & Extinguisher or FD Valve										
	6014P __ FX2	24	30	6	27 1/8	33 1/8	26 5/16	32 5/16	6 9/16	HOSE RACK: 1- 1/2" x 1-1/2" Hose Rack Unit with 50 or 75' Hose (3005, 3105, 3007, 3107) & Cosmic 2½ or Galaxy 2½- 5 lb Extinguisher
	6214P __ FX2	24	34-3/4	6	27 1/8	37 7/8	26 5/16	37 1/16	6 9/16	HOSE RACK: 1- 1/2" x 1-1/2" Hose Rack Unit - 100' Hose (3010 or 3110) & Cosmic 2½ or Galaxy 2½- 5 lb Extinguisher
	6114P __ FX2	24	30	8	27 1/8	33 1/8	26 5/16	32 5/16	8 9/16	HOSE RACK: 2-1/2" x 1-1/2" Hose Rack Unit 50 or 75' Hose (3205, 3207)
	6414P __ FX2	24	34 3/4	8	27 1/8	37 7/8	26 5/16	37 1/16	8 9/16	HOSE RACK: 2-1/2" x 1-1/2" Hose Rack Unit - 100' Hose (3210 Series)
	6614P __ FX2	24	38 3/4	8	27 1/8	41 7/8	26 5/16	41 1/16	8 9/16	HOSE RACK: 2-1/2" x 1-1/2" Hose Rack Unit - 125' Hose (3212 Series)
	6314P __ FX2	30	30	8	33 1/8	33 1/8	32 5/16	32 5/16	8 9/16	HOSE RACK & FD VALVE OR EXTINGUISHER: 1-1/2" OR 2-1/2" Valve 50' or 75' Hose Rack Unit Plus FD Valve or Cosmic or Galaxy Fire Extinguisher
	6514P __ FX2	32 3/4	34 3/4	8	35 7/8	37 7/8	35 1/16	37 1/16	8 9/16	HOSE RACK & FD VALVE OR EXTINGUISHER: 1-1/2" OR 2-1/2" Valve, 100' Hose Rack Unit Plus FD Valve or Cosmic or Galaxy Fire Extinguisher
	7214P __ FX2	32 3/4	38 3/4	8	35 7/8	41 7/8	35 1/16	41 1/16	8 9/16	HOSE RACK & FD VALVE OR EXTINGUISHER: 1-1/2" OR 2-1/2" Valve, 100' Hose Rack Unit Plus FD Valve or Cosmic or Galaxy Fire Extinguisher
	8514P __ FX2	18	18	8	21 1/8	21 1/8	20 5/16	20 5/16	8 9/16	FIRE DEPARTMENT VALVE: 1-1/2" or 2-1/2" Fire Department Valve with Cap and Chain
	8414P __ FX2	18	18	10	21 1/8	21 1/8	20 5/16	20 5/16	10 9/16	
	8714P __ FX2	26	26	8	29 1/8	29 1/8	28 5/16	28 5/16	8 9/16	DUAL SIDE BY SIDE FD VALVES & EXTINGUISHER OR 2 FD VALVES: 1-1/2" or 2-1/2" with Cap and Chain Plus Plus Cosmic or Galaxy 2-1/2 to 10 lb Extinguisher
	8614P __ FX2	26	26	10	29 1/8	29 1/8	28 5/16	28 5/16	10 9/16	
	8014P __ FX2	16	40	9	19 1/8	43 1/8	18 5/16	42 5/16	9 9/16	DUAL EXTINGUISHER & FD VALVE Cabinet has Shelf 12" from Bottom: Cosmic or Galaxy Extinguisher

It is the responsibility of the customer to communicate specifications and product performance requirements that are needed for their application. This document is intended to convey potential product configurations and offerings. It is not to be used to imply or represent a specification or rating, of finished products shipped. Detailed, specific submittals can be created upon request. It is the responsibility of the customer to specify product accordingly to comply with local laws, codes, and ordinances.