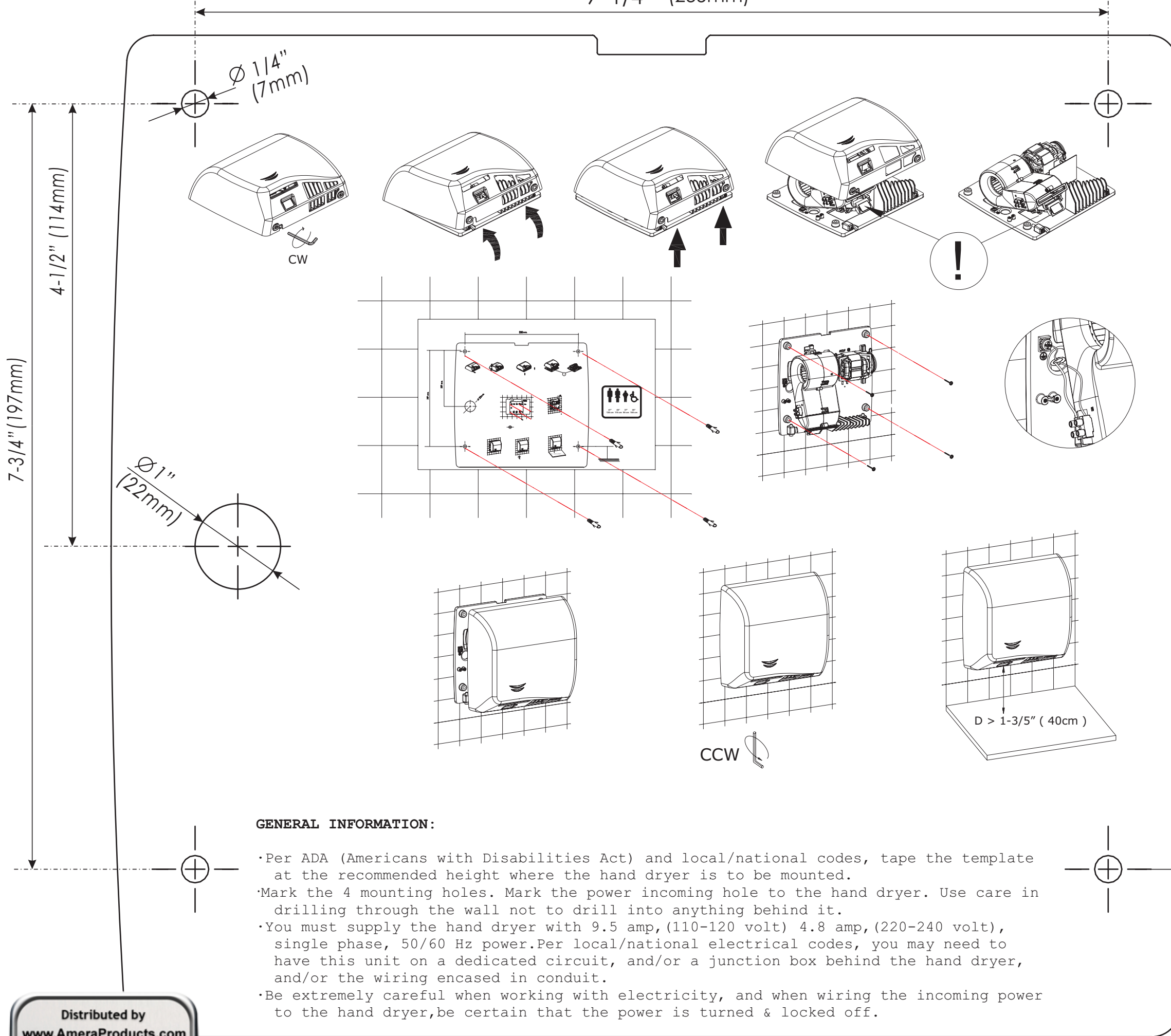
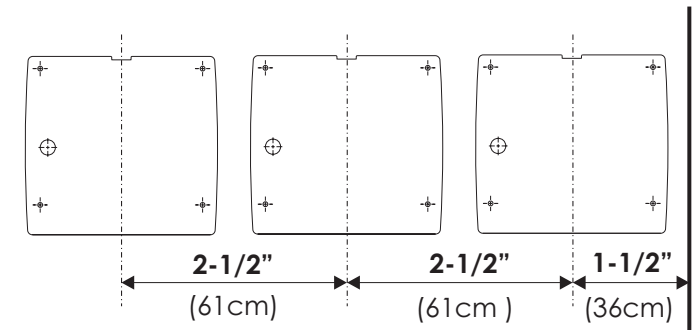






9- 1/4" (235mm)



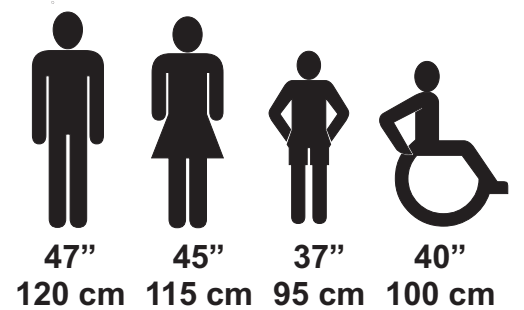
MINIMUM CLEARANCE



GENERAL SAFETY INFORMATION:

-  Disconnect power before installing or servicing.
-  This product intended for installation by a qualified service person.
-  All units must be supplied with a 3-wire service. The ground wire must be connected to the dryer's backplate.
-  Failure to properly ground unit could result in severe electrical shock and/or death.

RECOMMENDED MOUNTING HEIGHT



GENERAL INFORMATION:

- Per ADA (Americans with Disabilities Act) and local/national codes, tape the template at the recommended height where the hand dryer is to be mounted.
- Mark the 4 mounting holes. Mark the power incoming hole to the hand dryer. Use care in drilling through the wall not to drill into anything behind it.
- You must supply the hand dryer with 9.5 amp, (110-120 volt) 4.8 amp, (220-240 volt), single phase, 50/60 Hz power. Per local/national electrical codes, you may need to have this unit on a dedicated circuit, and/or a junction box behind the hand dryer, and/or the wiring encased in conduit.
- Be extremely careful when working with electricity, and when wiring the incoming power to the hand dryer, be certain that the power is turned & locked off.

Distributed by
www.AmeraProducts.com
 Phone: (800) 608-6568
 Fax: (409) 840-5545
info@ameraproducts.com