

KOALA KARE PRODUCTS ADA Compliance

Koala Baby Changing Stations meet ADA regulations when installed properly.

Because the horizontal Baby Changing Station extends no more than 4" from the wall when closed, it conforms to ADA regulation 4.4.1 when and where applicable. The vertical mount unit can be installed with the bottom leading edge at 27" from the floor to meet regulation 4.4.1. Where space is limited and only a forward reach is allowed, the horizontal unit can be installed in compliance with 4.2.5. If the space allows parallel approach by a person in a wheelchair, both units can be installed to meet 4.2.6.

4.2.6 Side Reach

If the clear floor space allows parallel approach by a person in a wheelchair, the maximum high side reach allowed shall be 54" (1370mm) and the low side reach shall be no less than 9" (230mm) above the floor (Fig. 6a and 6b). If the side reach is over an obstruction, the reach and clearances shall be as shown in Fig. 6c. Source: Federal Register, Volume 56, No. 144 28 CFR Part 36.

Fig. 6a

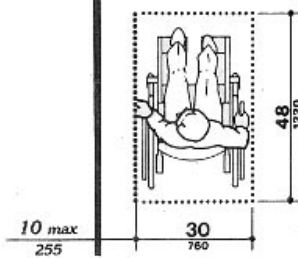


Fig. 6b

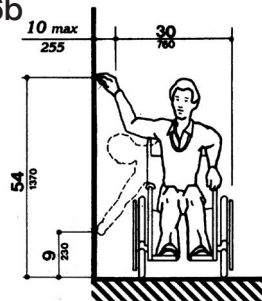
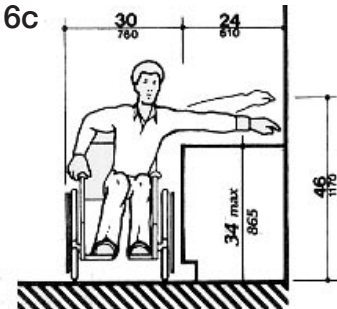


Fig. 6c



4.4.1 Protruding Objects

Objects projecting from walls with their leading edge between 27" and 80" (685mm and 2030mm) into walks, halls, corridors, passageways, or aisles (see Fig. 8a). Objects mounted with their leading edges at or below 27" (685mm) above the finished floor may protrude any amount (see Fig. 8a and b). Free-standing objects mounted on posts or pylons may overhang 12" (305mm) maximum from 27" to 80" (685mm to 2030mm) above the ground or finished floor (see Fig. 8d). Protruding objects shall not reduce the clear width of an accessible route or maneuvering space.

Fig. 8a

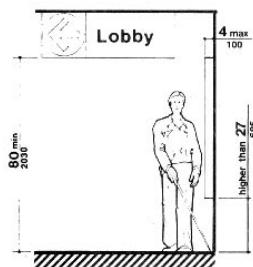


Fig. 8b

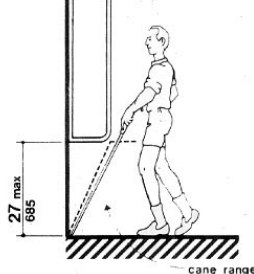


Fig. 8d1

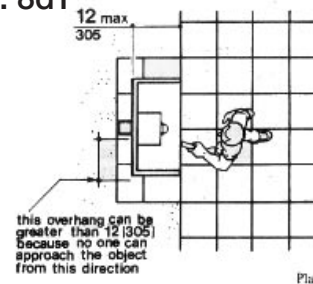
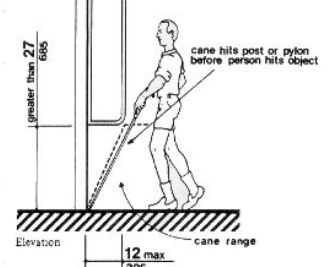


Fig. 8d2



4.2.5 Forward Reach

If the clear floor space allows forward approach to an object, the maximum high forward reach allowed shall be 48" (1220mm) see figure 5a1 and 5a2. The minimum low forward reach 15" (380mm). If the high forward reach is over an obstruction, reach and clearances shall be shown in Fig. 5b1 and 5b2.

Note for figure 5b1 and 5b2: X shall be less than or equal to 25" (635mm), Z shall be greater than or equal to X. When X is less than or equal to 20" (508mm), then Y shall be 48" (1220mm) maximum. When X is 20" to 25" (508mm to 635mm), then Y shall be 44" (1118mm) maximum.

Fig. 5a1

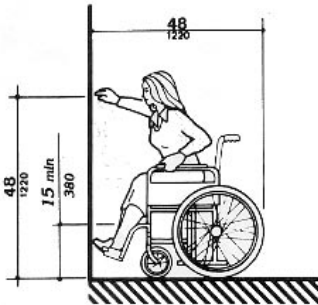


Fig. 5a2

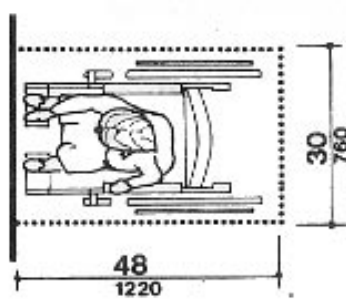


Fig. 5b1

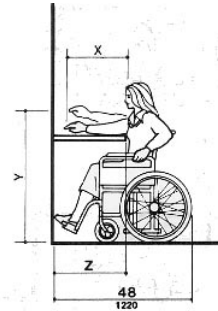
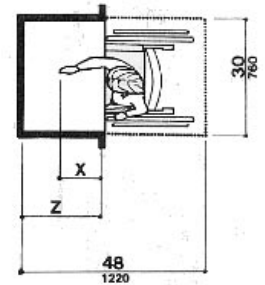


Fig. 5b2




4.27.4 Operation

Controls and operating mechanisms shall be operable with one hand and shall not require tight grasping, pinching, or twisting of the wrist. The force required to activate controls shall be no greater than 5 lb.ft.

Braille Instructions

KB1xx Polyethylene units have Braille instructions molded on the outside of the doors. Polypropylene KB2xx units and Stainless Steel units have optional Braille labels that may be requested through Koala Customer Service.



We Care for Kids.
www.koalabear.com

Distributed by
www.Ameraproducts.com
Phone: (800) 608-6568
Fax: (409) 840-5545
info@ameraproducts.com