



Literature 200 series documents
 C.O.I.S. TD 400 series documents
 CSI 3 part 600 series documents

C.O.I.S.
Technical Data Sheet

CAD
Operation
Installation
Specification

Document #416
 Issued 08-2007

MODEL
 200SSLD-R

Surface mount version-
 See document #415

Stock item as of Sept. 07

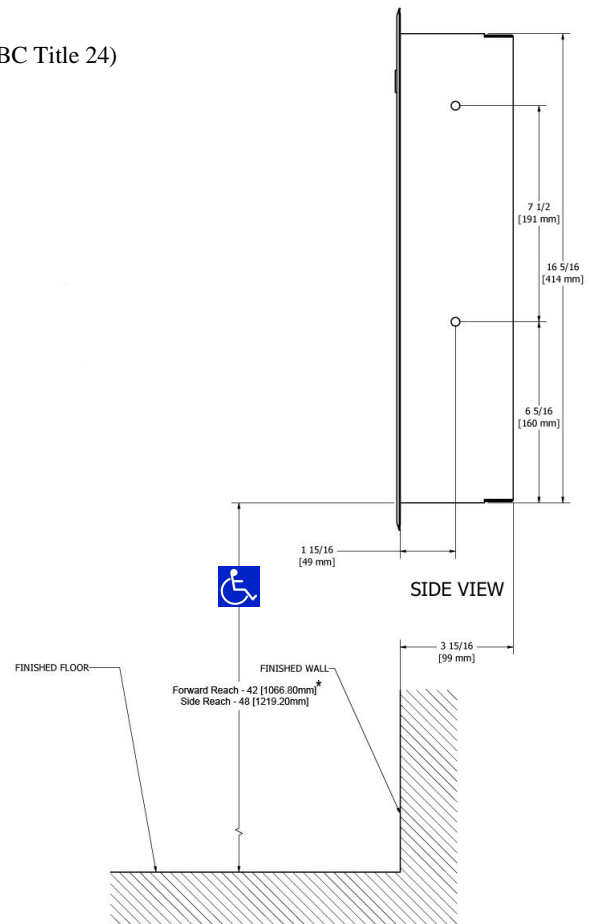
Document Index

- Pg. 1 Coversheet
- Pg. 2 CAD Drawings
- Pg. 3-4 Install/CMW (Cleaning, Maintenance, Warranty)



INSTALL FOR ADA COMPLIANCE (CAL UBC Title 24)

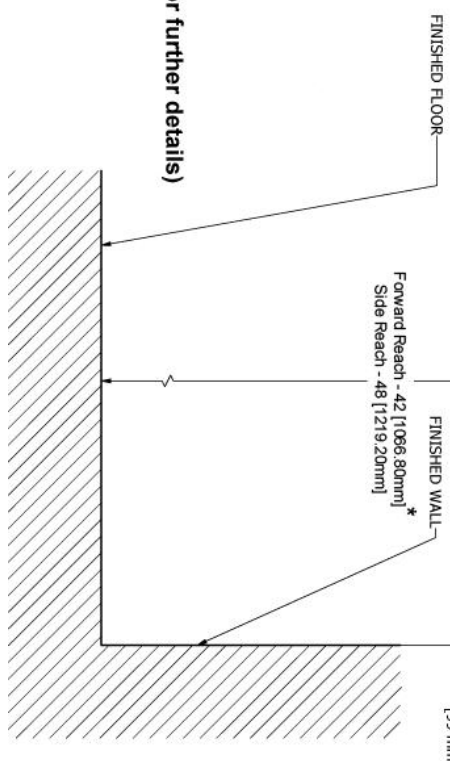
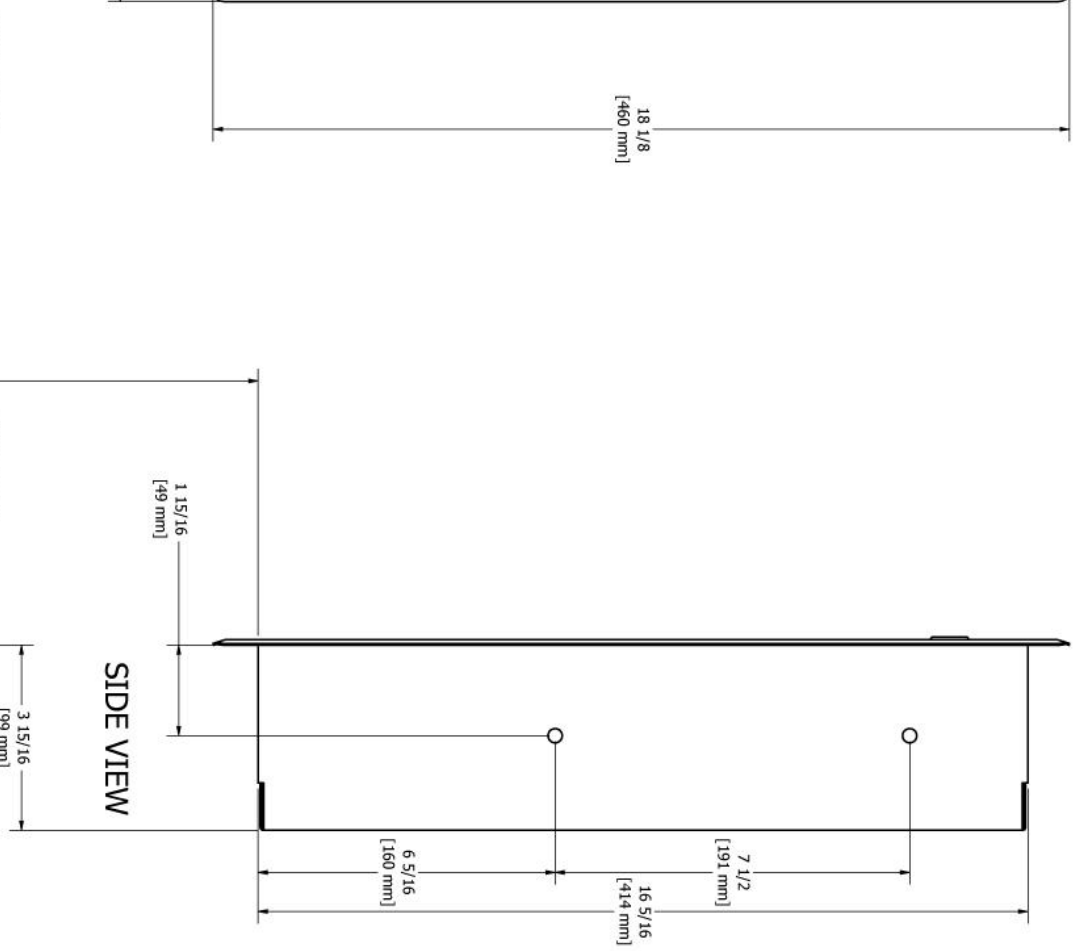
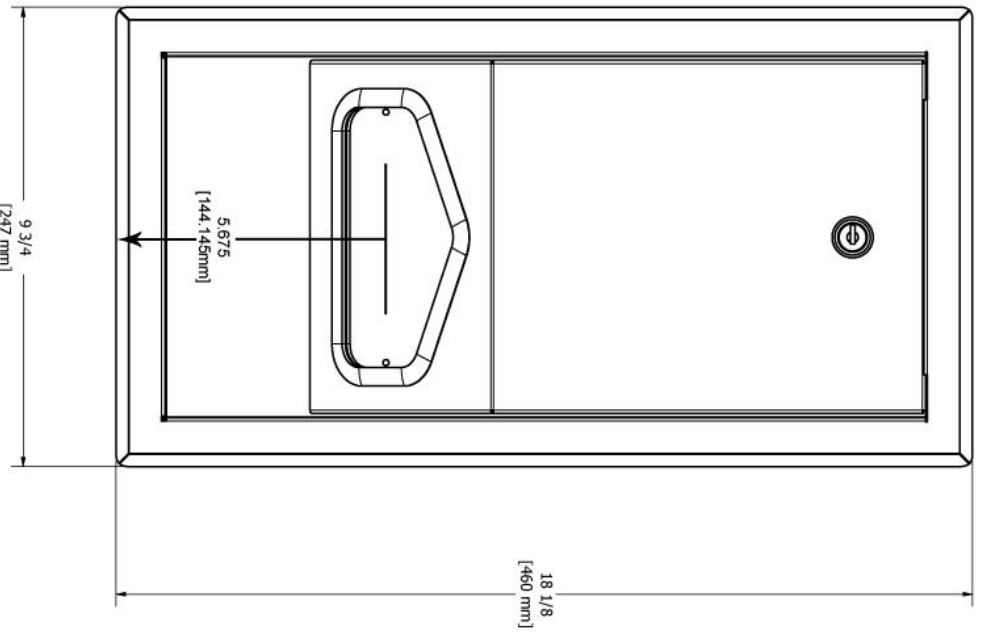
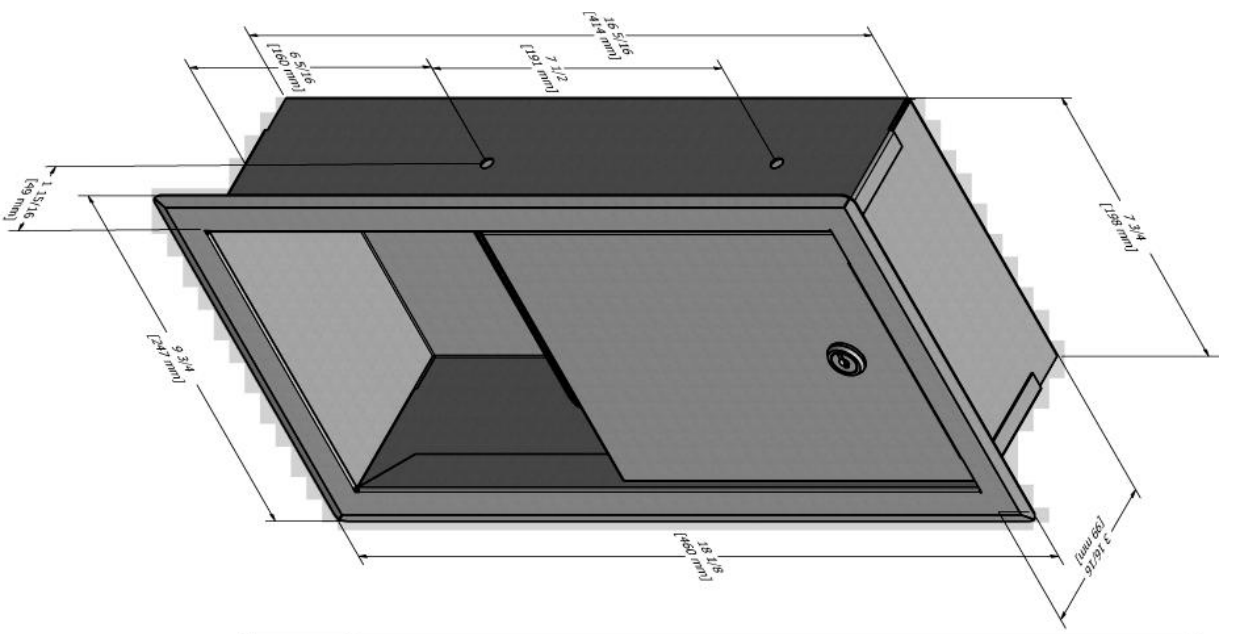
- **Max Protruding Objects**
 - o 4.4.1
 - o Unit does not exceed 4ö.
- **Forward Reach**
 - o 4.2.5
 - o Mount bottom of unit no higher than 42ö AFF.
- **Side Reach**
 - o 4.2.6
 - o Mount bottom of unit no higher than 48ö AFF.
- **Operations**
 - o 4.27.4
 - o Compliant



Also available as PDF



Stock item as of Sept. 07



*For ADA Compliance of either forward or side reach (see cover sheet for further details)

200SSLD-R

Operation:

Stainless steel liner dispenser to be used in conjunction with all Brocar changing stations. Hold approximately 100 bed liners (Brocar part #036-LCR).

CMW:

- **Cleaning-**
Brocar diaper changing stations and accessories should be cleaned with a soft cloth or sponge and a non-abrasive cleaner. Warm water or an organic solvent can be used. The preferred solvent is one that does not contain chlorine, such as acetone, methyl alcohol or mineral spirits. There are many compounded or blended organic cleaners commercially available to optimize attributes of both cleanliness and safety.
- **Instructions For Use**
Information for product use is presented on the form of five graphic symbols within labeling adhered to each product. The symbols and color scheme design complies with ANSI Z535.4 Product Safety Signs & Labels, ANSI Z535.3 Criteria for Safety Symbols and ANSI Z535.1 Safety Color Code. As noted above, verification of this label's presence on the unit should be made as part of daily cleaning.

* **Warranty and Liability**

Product Liability Insurance

General Liability: \$1,000,000. Excess liability \$10,000,000. Warranty Brocar Products, Incorporated warrants its products against defective material and manufacturing defects (but not improper use) for a period of five years after sale. Brocar Product's liability under this warranty shall be limited to the repair or replacement of the defective product. There shall be no other remedy available, including without limitation, recovery for incidental or consequential damages, injury to person, property, or any other incidental or consequential loss.

The warranty described above shall be IN LIEU OF any other warranty, expressed or implied, including without limitation, any implied warranty of MERCHANTABILITY or fitness for a particular purpose.

Installation:

The unit has four recess mounting holes. Contact an architect and building official to make sure the blocking is adequate and complies with building codes.

Recommended Blocking-
8" (203mm) x 16.5" (419mm)

Drilling the Holes and Mounting the Liner Dispenser:

1. Slide liner dispenser into blocking area (rough opening 16.5"H (419mm) x 8.375"W (213mm) x 4"D (102mm). Mark mounting hole locations on blocking studs.
2. Pre-drill holes marked in step 1 using a 3/16 drill bit.
3. Slide liner dispenser into blocking area again and shim for a snug fit. Fix the liner dispenser into the pre-drilled holes using #10 x 2" (M6 x 50mm) pan head wood screws (not supplied). Make sure you have the operating clearance into consideration.

For all other substrate types, contact an architect or fastener (fixings) expert for installation fastener type.

Specification:

Stainless Steel Liner Dispenser:

1. Acceptable product: Brocar Products, Inc.; Model 200SSLD-R Recessed
2. Characteristics:
 - a. 304 brushed stainless steel finish
 - b. Provide liner 036-LCR.