

- Reliable Battery Infrared Metering Activation
- LED Light Indicators for Low Battery & Low Soap Refill
- 5½" Spout
- ADA Compliant
- Model 6315-KT0000 Starter Kit — *Bradex*[®]**
 - Includes Model 6315 Soap Dispenser, One Bottle of Soap (1000-shot) and Four Alkaline "D"-cell Batteries.
- Model 6315 Soap Dispenser (only) — *Bradex*[®]**
 - Soap bottle not included. Must be ordered separately.

Product Materials

SPOUT ASSEMBLY: chrome-plated plastic. Has LED light indicators: Yellow flashing light = low battery. Red flashing light = low soap.

MOTOR ASSEMBLY: plastic. Soap cartridge size is set for 1000-shot (27-oz.) bottle. If using 2000-shot (54-oz.) bottle, move switch located under rubber plug (by red reset button) to 2K. Once soap cartridge is installed, press refill reset button (red). This will automatically prime the soap refill bottle and initiate counting mechanism.

BATTERY BOX: plastic, holds 4 "D"-cell alkaline batteries included with Starter Kit 6315-KT0000.

Operation

Place hands under soap spout and hold for approximately two seconds. Spout will dispense lotion soap with moisturizer.

Soap Refills

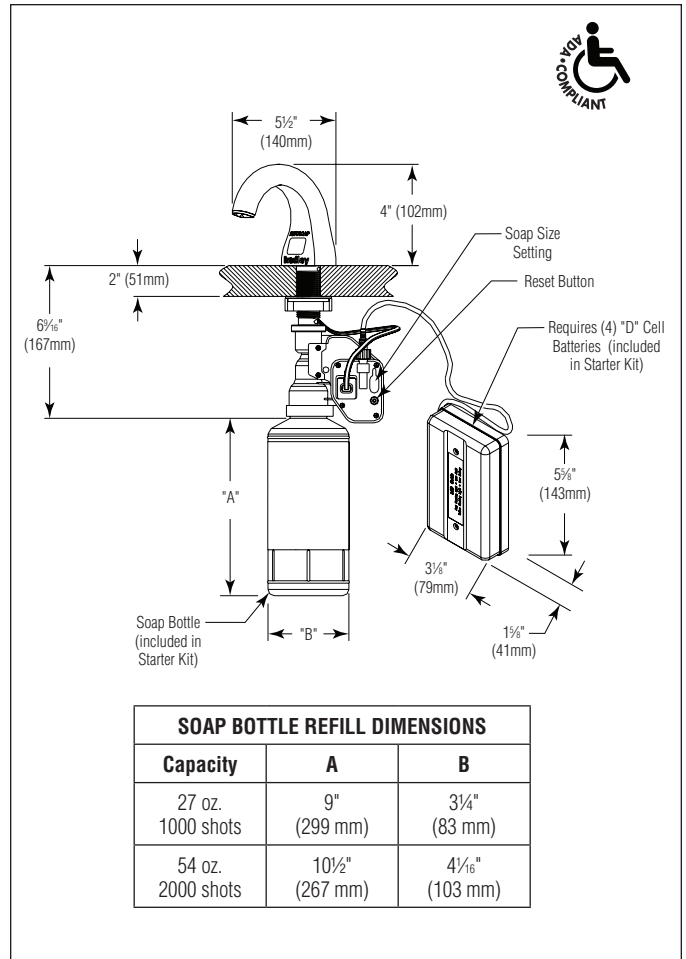
Bradley offers lotion soap with moisturizer. 1000-shot bottle (P19-232B) or 2000-shot bottle (P19-232A) in case quantity only (4 bottles per case). **Bottles are not refillable.**

Installation

Verify all rough-in dimensions prior to installation. Mount dispenser in 1" diameter hole in lavatory or countertop 1½" from edge of sink. Shank will accommodate a maximum counter thickness of 2". Place (4) "D"-cell alkaline batteries (included in Starter Kit) into battery box. Plug battery box into motor assembly. Remove white clip from bottom of spout assembly. Insert soap bottle supply tube through spout assembly. Twist and lock soap bottle onto bottom of spout assembly. Attach white clip to bottom of spout assembly and top of soap bottle. Press and release reset (red) button located on spout assembly.

Guide Specification

Sensor-operated soap dispenser spout assembly shall be fabricated of chrome-plated plastic and have LED indicators for low soap and low battery. Soap dispenser shall be able to dispense 0.027-oz. of lotion soap with moisturizer.



ADA Compliant

- Consult local and national accessibility codes for proper installation guidelines.
- Conformity and compliance to local and national codes is the responsibility of the installer.

Washroom Accessories
Document No. 8633

Orders composed of products indicated as **Bradex**[®] will be available to ship in three days after receipt of order at the factory. There is no pricing penalty for this service from Bradley.

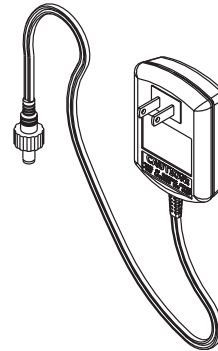
© 2010 Bradley Corporation
P.O. Box 309, Menomonee Falls, WI 53052-0309

Distributed by
www.Ameraproducts.com
Phone: (800) 608-6568
Fax: (409) 840-5545
info@ameraproducts.com

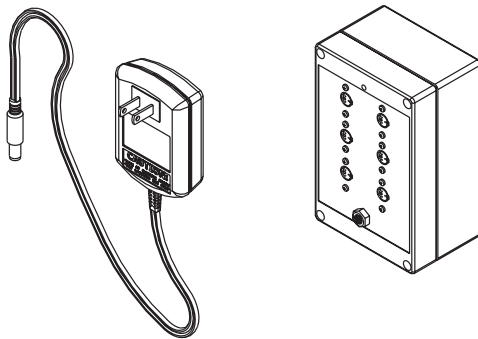
Sensor-Operated Soap Dispenser — Additional Parts for Purchase

For models manufactured after 8/24/07 only. Old units must be replaced with a new complete model 6315.

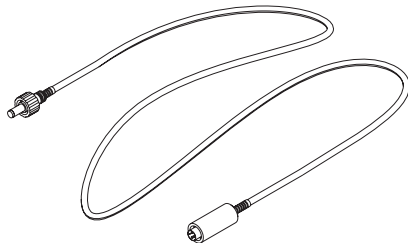
Feature	Suffix
SOAP:	
<input type="checkbox"/> 1000 shot or 27 oz. Lotion soap with Moisturizer	P19-232B
<input type="checkbox"/> 2000 shot or 54 oz. Lotion soap with Moisturizer	P19-232A
AC ADAPTOR:	
<input type="checkbox"/> Single soap dispenser adapter	P19-231F
<input type="checkbox"/> Adaptor for up to 4 dispensers (need P19-231H for each dispenser)	P19-231G
<input type="checkbox"/> Wire assembly (to be used with P19-231G which requires 1 of these for each dispenser to be hooked up. Up to 4 per P19-231G adaptor).	P19-231H



P19-231F
(AC Adaptor for single soap dispenser)

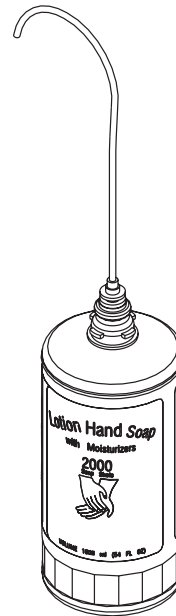


P19-231G (72" cord length)
(AC adaptor for up to 4 soap dispensers)

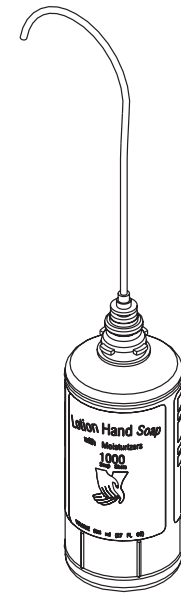


P19-231H (63" cord length)
(Wire assembly)

**Note: Need 1 for each dispenser to be connected to P19-231G.
Max 4 P19-231H to every P19-231G.**



P19-232A
54 oz., 2000 shot



P19-232B
27 oz., 1000 shot

Lotion Soap with Moisturizer sold in case quantity — 4 bottles per case.

Orders composed of products indicated as **Bradlex**® will be available to ship in three days after receipt of order at the factory. There is no pricing penalty for this service from Bradley.

© 2010 Bradley Corporation
P.O. Box 309, Menomonee Falls, WI 53052-0309

Washroom Accessories
Document No. 8633

Distributed by
www.Ameraproducts.com
Phone: (800) 608-6568
Fax: (409) 840-5545
info@ameraproducts.com