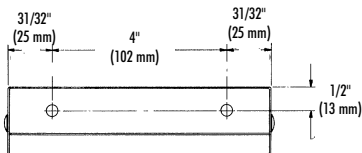
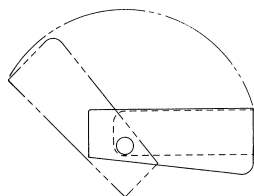
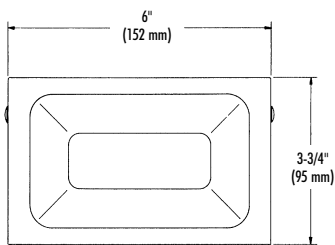


# ASHTRAY

- Surface Mounted
- Flip-Top
- Model 969 – Satin Stainless Steel **Bradex™**



## CONSTRUCTION:

- **ASHTRAY** fabricated of type 304 (18-8), 22 gauge stainless steel. One piece drawn construction. Model 969 is satin stainless steel finish.
- **MOUNTING BRACKET** fabricated of type 304 (18-8), 14 gauge stainless steel.

## OPERATION:

Ashtray flips over for servicing without removal from mounting bracket.

## INSTALLATION:

Secure to wall or partition with mounting screws (included) at holes provided.

## GUIDE SPECIFICATION:

Surface mounted ashtray shall be fabricated of type 304 (18-8), 22 gauge stainless steel with exposed surfaces in satin stainless steel finish. Mounting bracket shall be 14 gauge in stainless steel.

**Surface Mounted Ashtray shall be Bradley Model 969.**