
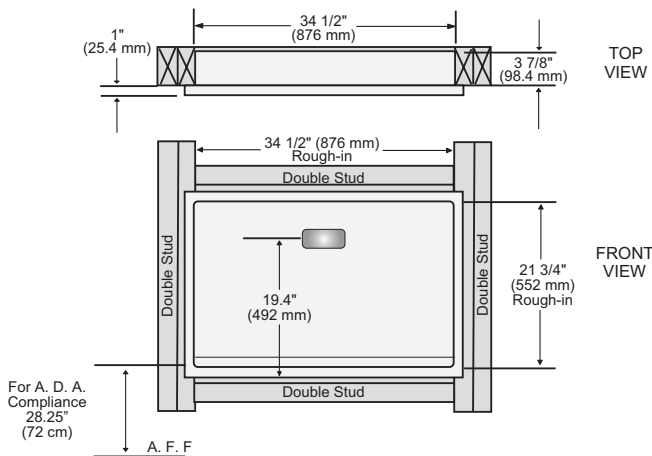


## Model 100-SS-R, 100-SS-SM Horizontal Stainless Steel Diaper Changing Station

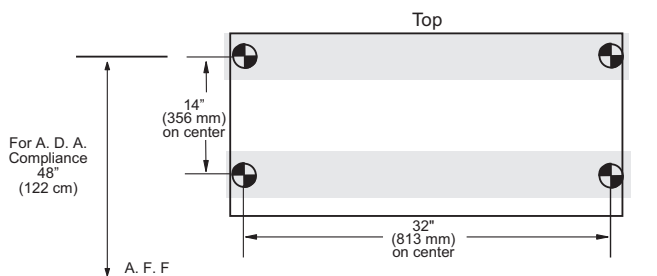
- Full body 16 gauge, 304 brushed stainless steel.
- Polystyrene replaceable tray liner.
- Safety belt with cam-buckle is adjustable with one hand.
- Full stainless steel frame and hinges provide maximum durability.
- Easy to read ANSI compliant labels (ANSI Z535.3 and ANSI Z535.4), utilizing universal safety symbols.
- Includes universal changing station door sign.
- Pneumatic gas shock mechanism to ensure smooth, safe open and close motions.
- Includes universal changing station door sign.
- Universal changing station plaque on front of unit.
- Surface mount requires additional flange. Specify model 100-SS-SM.
- Limited Warranty: This product is warranted against manufacturing defects for a period of 5 years.



### Recommended Blocking Recessed Mount



### Recommended Blocking Surface Mount



### Short Specifications

Full 304 brushed stainless steel exterior with vacuum formed polystyrene changing surface.

1. A.D.A Compliant attached buckle.
2. Acceptable product: Foundations Worldwide, Inc.; Model 100-SS-R (Horizontal Recessed Mount) & 100-SS-SM (Horizontal Surface Mount).
3. Characteristics:
  - a. Entire body 16 gauge, 304 brushed stainless steel, seamless welds.
  - b. Provide Foundations Worldwide, Inc. SS-Flange in order to surface mount unit.
  - c. Provide Foundations Worldwide, Inc. 200-SSLD; stainless steel liner dispenser.
4. Equipped with a pneumatic cylinder.
5. Smooth nylon safety belt is easily cleaned.
6. Meets ASTM F2285 requirements for weight bearing Commercial Changing Stations.
7. **A.D.A. Compliance:**

306.3	Knee Clearance
307.2	Maximum Protruding Objects
308.2	Forward Reach
308.3	Side Reach
309.4	Operation
902.3	Work Surface

Compliant when properly installed.
8. ANSI compliant safety labels.
9. CPSIA compliant to applicable sections.



### Installation Information

- 3.88 inches (98 mm) recessed into wall, 1 inch (25 mm) protrusion from wall. Unit projects 4 inches (100 mm) when surface mounted via model 100-SS-SM.
- Rough-in opening 34.50 inches (876 mm) wide x 21.75 (552 mm) high. Shim as required for tight fit on all 4 sides. For recess mount, use side mounting holes.
- Open unit project from wall 18 inches (457 mm) when recessed and 21.375 inches (543 mm) when surface mounted.
- 3.5 inches (89 mm), 18 gauge metal studs minimum. Line studs with trimmed 2 x 4's.