



Strike First Corporation of America

SAFEGUARD Series Fire-Rated Extinguisher Cabinets RADIUS CORNERS

Detail & Submittal Sheet

Construction Specifications:

All cabinet fronts are 16 gauge cold rolled steel welded to 22 gauge cold rolled steel tubs. Fronts are baked white enamel over rust inhibiting phosphate treated steel. All fronts are of radius corners except the Apex 5lb #516, 517, 518 have a 1" square trim. The #304 stainless steel satin finish #4 fronts are adjustable to the tub. Full stainless steel cabinets are welded.

To comply with ADA Guidelines, Strike First Extinguishers and Cabinets offer handles,

brackets and return trims according to instruction provided by installer. For ADA compliance follow the specification ordering process dimensions in our catalog. Proper installation in accordance with the ADA Guidelines is the sole responsibility of the installer. For more information please visit the Accessibility Guidelines for Buildings and Facilities website or call them at 1-800-872-2253.

Project: _____

Specification Reference: _____

Model Number: _____ Quantity: _____

Architect: _____

Contractor: _____

Distributor: _____

Approved By: _____

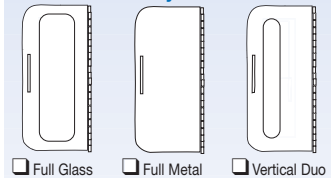
Date: _____

Step 1 Select Model Number and Quantity and indicate on the line above.

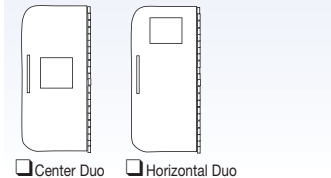
✓ Mod. #	Description	Return Trim	Interior Tub Size			Overall Outside Trim Dim.		Rough Opening			Shipping Weight In Lbs	Accom. Ext. Size In Lbs.
			W	H	D	W	H	W	H	D		
SAFEGUARD SEMI-RECESSED RADIUS CORNERS												
S-117	SG SR10-FM	3"	9 1/2"	24"	6"	13 1/2"	28"	11 1/16"	25 9/16"	3 3/4"	38	10
S-116	SG SR10-FG	3"	9 1/2"	24"	6"	13 1/2"	28"	11 1/16"	25 9/16"	3 3/4"	38	10
S-118	SG SR10-VD	3"	9 1/2"	24"	6"	13 1/2"	28"	11 1/16"	25 9/16"	3 3/4"	38	10
S-216	SG SR20-FG	4"	12"	27"	8"	16"	31"	13 9/16"	28 9/16"	4 3/4"	54	20
S-217	SG SR20-FM	4"	12"	27"	8"	16"	31"	13 9/16"	28 9/16"	4 3/4"	54	20
S-218	SG SR20-VD	4"	12"	27"	8"	16"	31"	13 9/16"	28 9/16"	4 3/4"	54	20

Step 2 Customize your cabinet with the following options:

Standard Door Styles



Optional Door Styles At Extra Cost



Additional Options At Extra Cost

Select Finish preference (✓ one box below):

- SSF - Stainless Steel Front
- FSS - Fully Stainless Steel

Select Door Handle Style (✓ one box below):

- Safety Break Lock
- Center Duo Safety Lock
- ADA Handle
- Aluminum Die Cast "Red" Fire Handle

Select Glazing (Glass) Style (✓ one box below):

- Double Strength Glass
- Clear Acrylic
- Clear Tempered Glass
- Single Strength Glass

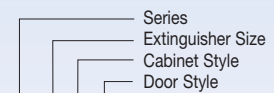


UL Classified 5/8" Type X gypsum board inserted in the cavity between the two layers. Warrack Hersey has approved the Safeguard Cabinets to be mounted in any face of fire rated steel or wood stud for up to 2 hour rated walls without affecting its fire rating. The above meets the requirement test ASTM-E119-98 with test report WHI-495-1534. MOUNTING INSTRUCTIONS are supplied with each Safeguard cabinet.

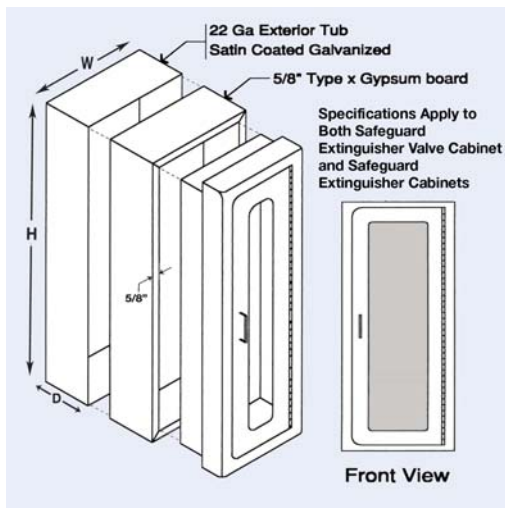
Select optional vertical lettering (✓ one box below):

- Decal "Pull Firmly..." *R only*
- Decal "Fire Ext." Sm Vert *R/B*
- Decal "Fire Ext." Lrg Vert *R/B*
- Decal "Fire Ext." Sm Horiz *R/B*
- Decal "Fire Ext." Lrg Horiz *R/B*

Model Numbers

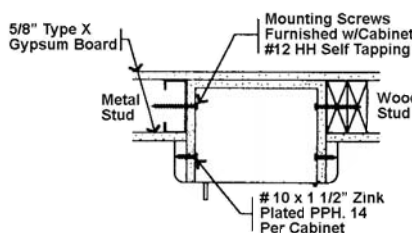


- Series: **A** = Apex (non-rated)
S = Safeguard (rated)
- Extinguisher Size: **5** = 5lb
1 = 10lb
2 = 20lb
- Cabinet Style: **0** = Surface
1 = Semi-Recessed
2 = Fully-Recessed
- Door Style: **6** = Full Glass
7 = Full Metal
8 = Vertical Duo
9 = Center Duo
10 = Horizontal Duo
- Cabinet Type: **BC** = Bubble Cabinet
SN = Sonoma
VC = Valve Cabinet
SQ = Square Corners



SAFEGUARD Typical Semi-Recessed Fire Rated Installation

ONE HOUR FIRE WALL SYSTEM



TWO HOUR FIRE WALL SYSTEM

