



Washroom Accessories Service Parts List Price Book

0514WSP

Effective Date May 1, 2014

Table of Contents

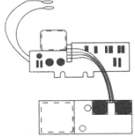
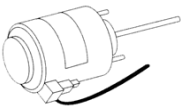




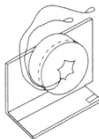





























Hair-Hand Dryers (Models 2870 thru 2874, 2889, 2896, & 2897)	2
Hand Dryers (Models 2875-28 & 2885-28, 2877-28 & 2887-28)	3
Aerix Hand Dryer (Series 2901)	4
Aerix Hand Dryer (Series 2902-28, 2903-28, 2904-28, & 2905-2873)	5
Aerix + Hand Dryer (Series 2921 & 2922)	6
Waste Receptacles ***	7
Waste Receptacle Liners	8
Napkin-Tampon Vendors (Models 401, 4017, 4018, 403, 426 & 428)	9
Napkin-Tampon Vendor (Model 407)	10
Napkin-Tampon Vendor (Model 4A20)	11
Toilet Tissue Dispensers (Models 5402, 5412 & 5422) ***	12
Back Clamp and Spindles for Toilet Tissue Dispensers ***	12
Soap Dispensers (Models 6542 & 6562; 1993 and later) ***	13
Soap Drawers and Soap Trays	13
Soap Dispensers (Models 6322, 6324 & 6326; 1993 and later)***	14
Soap Dispenser (Model 6334)	15
Automatic Soap Dispenser (Model 6315)	16
Grab Bar Couplings, Retaining Bracket for Shower Seats	17
Grab Bar Mounting Kits	18-19
Post Sets for Towel Bars, Towel Dispenser Accessories	20
Miscellaneous Parts	20
Collars: Recessed to Semi-Recessed	21
Collars: Recessed to Surface-Mounted	22
Shower Curtain Flanges, Diaper Changing Stations, Miscellaneous	23
Mirror Glass, Medicine Cabinet Replacement Shelves	24
Lock & Cam Part Number Reference ***	25
Diplomat™ Lock & Cam Part Number, Kit Reference Guide ***	26

*** USE KIT NUMBERS TO ORDER PARTS



Hair/Hand Dryers - Cast Iron

Models 2870 Thru 2874, 2889, 2896, & 2897

		Part No.	Description		
		P15-317	Motor - 115 Volt		
		P15-318	Motor - 208/230 Volt		
		P15-319+	Heating Element - 115 Volt - 20AMP		
		P15-320+	Heating Element - 230 Volt - 10.5AMP		
		P15-346+	Heating Element - 208 Volt - 11 AMP		
		P15-298	Screw - Surface Cover		
		P15-316	Screw - Recessed Cover		
		P15-304	Allen Wrench		
		P15-301**+	Timer - 115 Volt - 30 SEC - 60HZ		
		P15-302**+	Timer - 208/230 Volt - 30 SEC - 60HZ		
		P15-321**+	Timer - 115 Volt - 80 SEC - 60HZ		
		P15-322**+	Timer - 208/230 Volt - 80 SEC - 60HZ		
		P15-335**+	Timer - 230 Volt - 30 SEC - 50HZ		
		P15-336**+	Timer - 230 Volt - 80 SEC - 50HZ		
		P15-300	Fuse Block Assembly		
		P15-299	Fuse - 2AMP Glass		
		P15-323**	Push Button Assembly		
		P15-324**	Push Button Spring Kit		
		P15-325	Brushes - GE w/Black Cartridge		
		P15-326	Brushes - GE w/White Cartridge		
		Cover - Model 2870 (Surface-Mounted)			
		P15-342	White		
		Cover - Model 2871			
		P15-331A	White		
		Cover - Model 2872			
		P15-359A	White		
		Cover - Model 2873			
		P15-330A	White		
		Cover - Model 2874			
		P15-358A	White		
		P15-347	Switch Only (Open Blade Type)		
		P15-348	Micro Switch Only		
		P15-351	Push Button Adaptor & Bearing Kit		
		P15-353	Inlet Grill, Brackets & Rivets (Surface Vandal Resistant)		
		P15-354	Inlet Grill, Brackets & Rivets (Recessed Standard)		

NOTE: Cover includes nozzle and push button.
P15-331A

* Models 2870

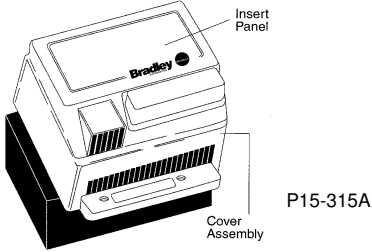
** Models 2871 thru 2874

+ Models need Serial Number when ordering replacement parts.

+Please have the serial number located on the outside of the cover at hand when ordering service parts to ensure the correct parts are being ordered.

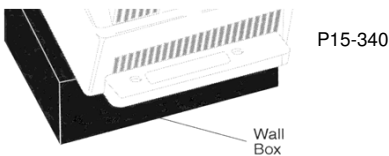
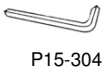
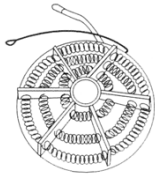
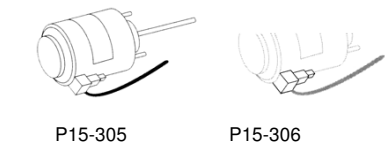
Hand Dryers

Models 2875 & 2885, 2877 & 2887

	Part No.	Description		
	P15-315A	Insert Panel - Snow White		
	P15-315D	Insert Panel - Country Beige		
	P15-315M	Insert Panel - Chrome		
	P15-328+	Cover Assembly - Satin Chrome Finish		
	P15-329+	Cover Assembly - White Finish		
	P15-309	Blower Wheel - 4-3/4" Dia.		
	P15-305+	Motor Kit - 120 Volt - 60HZ		
	P15-307+	Motor Kit - 208/240 Volt - 60HZ		
	P15-306+	Capacitor 120 Volt		
	P15-308+	Capacitor 208/240 Volt		
	P15-310+	Heating Element - 120 Volt		
	P15-311+	Heating Element - 208 Volt		
	P15-333+	Heating Element - 220 Volt		
	P15-298	Screw - Cover		
	P15-300	Fuse Holder - Glass Fuse		
P15-299	Fuse - 2AMP			
P15-301+	Timer - 120 Volt - 30 SEC - 60HZ			
P15-302+	Timer - 208/240 Volt - 30 SEC - 60HZ			
P15-321+	Timer - 120 Volt - 80 SEC - 60HZ			
P15-322+	Timer - 208/240 Volt - 80 SEC - 60HZ			
P15-335+	Timer - 220/240 Volt - 30 SEC - 50HZ			
P15-336+	Timer - 220/240 Volt - 80 SEC - 50HZ			
P15-313	Pushbutton Assembly			
P15-337	Spring & Bumper Kit			
P15-304	Allen Wrench			

+ Models need Serial Number when ordering replacement parts.

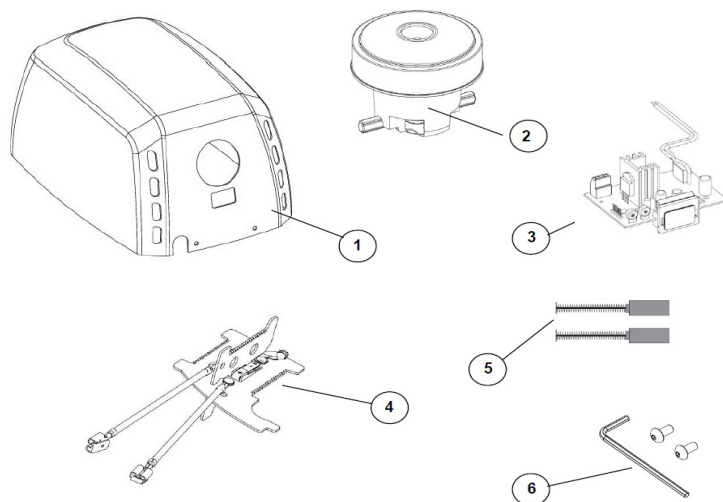
+Please have the serial number located on the outside of the cover at hand when ordering service parts to ensure the correct parts are being ordered.



Hand Dryers

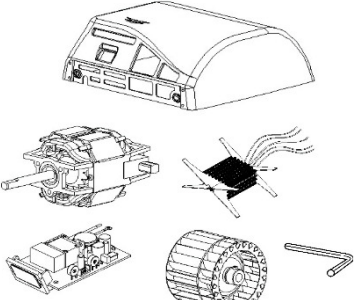
Models 2901-2873 and 2901-2874

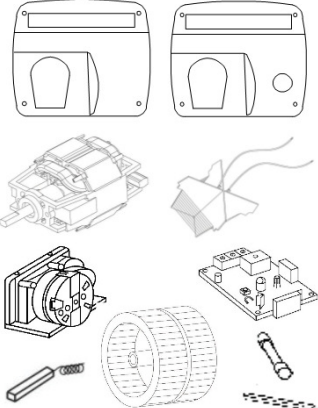
	Part No.	Description	Item Number
2901 Series	P15-468A	Replacement cover; white expoy steel	1
	P15-468B	Replacement cover; satin stainless steel	1
	P15-469	Motor	2
	P15-470	Sensor set	3
	P15-471	Heating element	4
	P15-472	Motor brushes	5
	P15-473	Screws and wrench	6
	P10-750	Stainless steel recessed kit	N/A

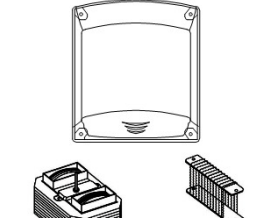


Hand Dryers

Models 2902-28, 2902-2873, and 2902-2874

	Part No.	Description		
	P15-411	Cast Iron Cover - White		
	P15-412	Steel Cover - White		
	P15-413	Stainless Steel Cover - Satin		
	P15-414	Motor		
	P15-415	Heating Element		
	P15-416	Sensor Set		
	P15-417	Motor Brushes		
	P15-418	Turbine		
	P15-419	Wrench		
	P15-444	Rubber Cushions / Silent Blocks		
	P15-445	Sensor Window		
	P15-446	Motor Spring		

	Part No.	Description		
	P15-420	Cast Iron Cover, Sensored - White		
	P15-421	Cast Iron Cover, Push Button - White		
	P15-422	Motor - UL		
	P15-423	Motor - CE		
	P15-424	Heating Element - UL		
	P15-425	Heating Element - CE		
	P15-426	Timer - UL		
	P15-427	Timer - CE		
	P15-428	Sensor Set - UL		
	P15-429	Sensor Set - CE		
	P15-417	Motor Brushes		
	P15-430	Fan Wheel		
	P15-431	Fuse - UL		
	P15-419	Wrench		
	P15-446	Motor Spring		
	P15-447	Sensor Cable (2903 Only)		

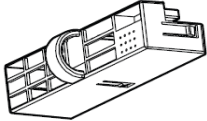
	Part No.	Description		
	P15-433	Steel Cover - White		
	P15-434	Motor - UL and Fan Wheel		
	P15-435	Motor - CE and Fan Wheel		
	P15-436	Heating Element - UL		
	P15-437	Heating Element - CE		
	P15-438	Sensor Set - UL		
	P15-439	Sensor Set - CE		
	P15-440	Fan Wheel		
	P15-441	Wrench		

Need Serial Number when ordering replacement parts.

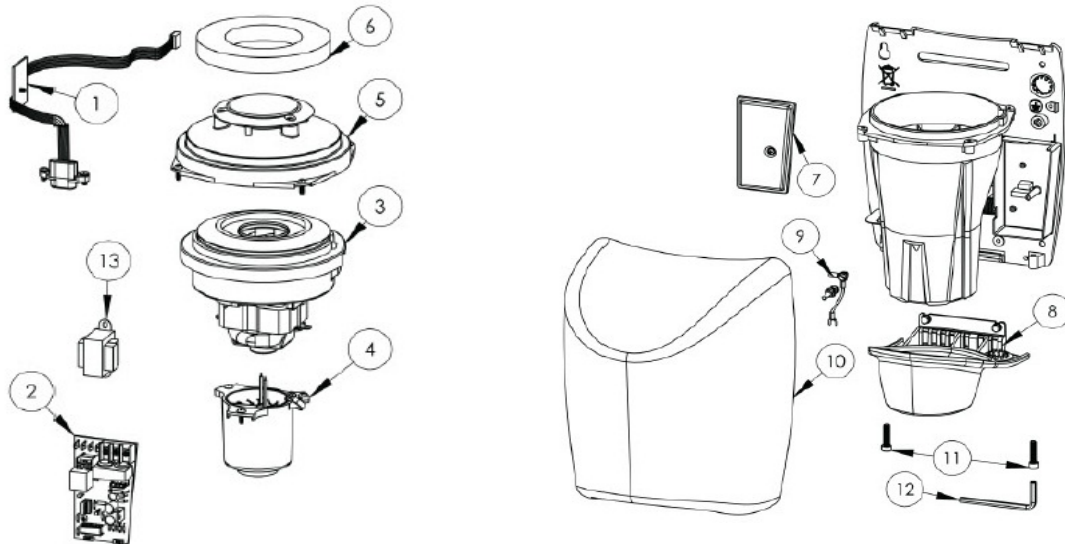
Please have the serial number located on the outside of the cover at hand when ordering service parts to ensure the correct parts are being ordered.

Hand Dryers

	Part No.	Description	Quantity	Item Number
2921-W and 2921-S	P15-490	HEPA Filter w/Odor Neutralizing Tablet (1 pk)	1	-
	P10-752	Recessed Outlet	1	-

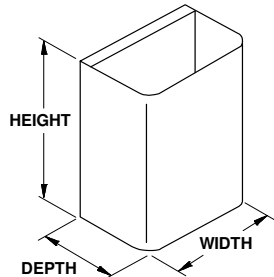


	Part No.	Description	Quantity	Item Number
2922-2873 and 2922-2874	P15-475	Kit, Sensor	1	1
	P15-476	Kit, Dryer Controls	1	2
	P15-477	Kit, Motor-120V	1	3
	P15-478	Kit, Heating Element - 120V	1	4
	P15-482	Kit, Plenum Cap Assy	1	5
	P15-483	Air Filter	1	6
	P15-484	Kit, Controls Cover	1	7
	P15-485	Kit, Nozzle	1	8
	P15-486	Kit, Grounding - Model K	1	9
	P15-474A	Cover Assy - Alum - White	1	10
	P15-474B	Cover Assy - Stainless Steel - Brushed/Satin	1	10
	P15-487	Kit, Security Screws	1	11
	P15-488	Wrench, Security	1	12
	P15-489	Transformer - 120V	1	13
P10-749	Stainless Steel Recess Kit	1	-	

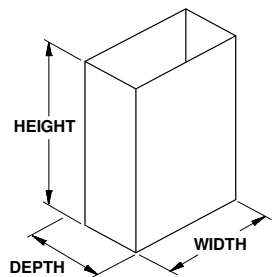


Waste Receptacles

Molded Plastic & Stainless Steel Waste Receptacles



STAINLESS STEEL



MOLDED PLASTIC

Part No.	* Used On Models	Size (Inches)			Gallons
		Width	Height	Depth	
P11-028	P 2017, 2018, 2227, 2228, 2252	10-3/4	20	5-1/4	4.9
M44-005	P 2027, 2028	10-3/4	20	3-1/2	3.3
P11-037	P 2037, 2038	14-1/4	26	7	11.2
P11-025	P 225, 2257, 2258, 315, 3157, 3158	10-3/4	38	5-1/4	9.2
P11-034	P 2251	10-3/4	38	3	5.3
S03-011000000	S 227, 2271, 236-36, 237-36, 334 (before 1/11)	15	23	12-3/4	18
A05-011000000	S 227, 2271, 236-36, 237-36, 334 (after 1/11)	15	23	12-3/4	18
700-505	S 229	11-15/16	6	4	1.25
A05-005	S 2291	11-15/16	9-1/16	3-15/16	2
P11-035	P 2297, 2298	11-15/16	9-1/16	3-9/16	1.7
S03-005000000	S 234, 237, 344, 346, 236 (before 1/02)	15	23	8-3/4	12
A05-012000000	S 234 (after 1/02)	15	23	8-3/4	12
P11-027	P 235, 2357, 2358	14	23	3-1/2	4.9
P11-036	P 238, 238-10, 238-1027, 238-11, 238-27, 238-35	14	23	5-7/8	8.2
P11-039	P 403, 428	10-7/8	7	5-3/10	1.5
M44-006	P 3251, 3257, 3258	10-3/4	17	3-1/2	2.8
A05-007	S 4721.4722	10-1/2	9-1/16	3-15/16	1.5
S01-415	S 4731	10-11/16	9-1/16	4	1.5
P11-033	P 4737, 4738	9-4/5	7-1/8	3-3/5	1.5
P11-032	P 591, 5911	8	10-3/4	3-5/8	0.9
P11-031	P 5912, 594, 5942	8	8	3-5/8	1.0
M44-048	P 593, 5931, 5932	14	8	3-1/2	1.7
P11-038	P 2277	14-1/4	9-3/4	17-3/8	10.5
P15-025	S 377 Swing Top Only	13	7	13	n/a
P15-098	S 377- 36 Swing Top Only	15	8	15	n/a
P15-195	S 377- 38 Swing Top Only	19	10	19	n/a
A05-015	S 3251-990002	34	11-7/8	16	14.5
A05-023	S 234-36	24	15-3/4	18-3/4	18
A05-019	S 3A05, 2A05	16-3/4	23-7/16	8-3/5	12
A05-014	S 3A05-36, 2A05-36	12 - 7/16	23 - 7/16	16 - 3/4	18
A05-020	S 2A15-36, 2A25-36, 2A95-36	16-7/10	23-2/5	14-1/2	21
P11-018	P 4A00, 4A10	10	10-1/4	5-3/5	1.5

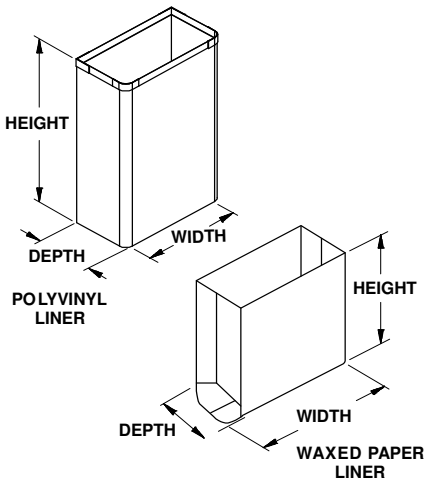
* P = Plastic, S = Stainless Steel



Effective Date May 1, 2014

Waste Receptacle Liners

PVC Vinyl Liners and Waxed Paper Liners

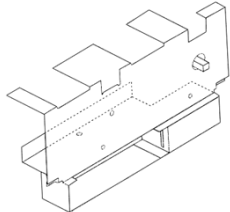

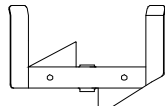



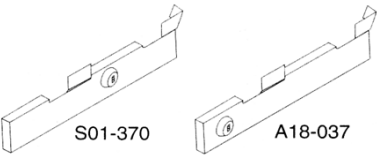
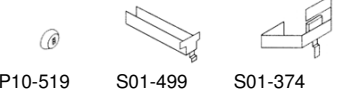
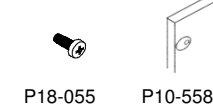


Part No.	Used On Models	Size (Inches)			Kit Part Number
		Width	Height	Depth	
PVC Vinyl					
P11-001	227, 2271, 234-36, 237-36, 334, 336	14	23	11-3/4	
P11-004	233, 234, 237, 344, 346	14-3/4	23	7	
P11-005	355	16	23	12	
P11-006	356	18	23	9	
P11-007	357	13-1/2	18	5-1/2	
P11-041	2A05-36, 3A05-36	16	23	11-1/2	
P11-042	3A15-11	16	23-1/2	11-1/4	
P11-043	2A15-36, 2A25-36, and 2A95-36	16	23	13-1/2	
P11-044	2A05	16	23	7-1/2	
P20-134	Instructions				
Waxed					
P11-030	2258, 359, 403, 428, 4721, 4722, 4727, 4731, 4737, 4738, 4781, 4791, 591, 5911, 5912, 594, 5942	9	11	4	P11-022 (Box of 500)

Distributed by
www.Ameraproducts.com
 Phone: (800) 608-6568
 Fax: (409) 840-5545
info@ameraproducts.com

Napkin/Tampon Vendors

Models 401, 4017, 4018, 403, 426 & 428

		Part No.	Description
 <p>S01-520040</p>  <p>P10-517 P18-018 270-072 P18-028</p>  <p>330-106</p>  <p>330-107</p>  <p>P10-524</p>  <p>P18-125</p>  <p>S01-370 A18-037</p>  <p>P10-519 S01-499 S01-374</p>  <p>P18-055 P10-558</p>	S01-520040*	Free Coin Mounting Plate Assembly	
	S01-520042*	10¢ Coin Mounting Plate Assembly	
	S01-520043*	50¢ Coin Mounting Plate Assembly	
	S01-520044*	\$1 Coin Mounting Plate Assembly	
	S01-520045*	25¢ Coin Mounting Plate Assembly	
	P10-517	Slave Shaft (Recommend also purchasing P18-028)	
	P18-018	Flat Washer	
	270-072	Cam	
	P18-028	Retaining Ring	
	330-106	Napkin Paddle	
	330-107	Coined Shaft (Recommend also purchasing P18-028)	
	P10-524	Tampon Rotor	
	A19-016***	Free Coin Mechanism Assembly	
	A19-017***	10¢ Coin Mechanism Assembly	
	A19-018***	25¢ Coin Mechanism Assembly	
	A19-019***	50¢ Coin Mechanism Assembly	
	A19-020***	\$1 Coin Mechanism Assembly	
	A19-021***	€ .50 Coin Mechanism Assembly	
	M44-074	Coin Mechanism Handle	
	P18-125	Screw	
	S01-370**	Coin Box Cover & Lock Assembly (for units manufactured before 1993)	
	A18-037**	Coin Box Cover & Lock Assembly (for units manufactured after 1993)	
	A18-048	Tampon Cam Assembly	
	P10-519	Lock for Coin Box	
	P10-548	Key for Coin Box	
S01-499	Tampon Weight Assembly		
S01-374	Napkin Weight Assembly		
P20-034	Free Label		
P20-036	10¢ Label		
P20-037	25¢ Label		
P20-078	50¢ Label		
P20-117	\$1 Label		
P20-180	€ .50 Label		
P18-055	Screw		
P10-558****	Lock for Door		
P10-526****	Key for Door		
P20-039	Maintenance and Loading Instructions		
100-039	Slip Flange for 401 Only		

Includes items P10-517 thru A18-037.

** Includes items P10-519 & P10-548.

*** Includes items P18-125 & label.

**** Refer to Lock & Cam Part No. Reference for Kit No.

If a coin mechanism is needed for a unit manufactured prior to February, 2014, please contact customer service to get the proper coin mechanism knob



Effective Date May 1, 2014

Napkin/Tampon Vendors

Model 407

Item	Part No	Description
1	A18-046	Coin Metal Plate Assembly
2	A18-047	Napkin Cam
3	A18-048	Tampon Cam
4	A19-016***	Free Coin Mechanism Assembly
	A19-017***	10¢ Coin Mechanism Assembly
	A19-018***	25¢ Coin Mechanism Assembly
	A19-019***	50¢ Coin Mechanism Assembly
	A19-020***	\$1 Coin Mechanism Assembly
	A19-021***	€ .50 Coin Mechanism Assembly
5	P18-125	Screw for Coin Mechanism
6	P20-034	Free Label
	P20-036	10¢ Label
	P20-037	25¢ Label
	P20-078	50¢ Label
	P20-117	\$1 Label
	P20-180	€ .50 Label
7	A18-037	Coin Box Cover w/ Lock & Key
7a	P10-519	Lock/Cam for Coin Box
7b	P10-548	Key for Coin Box
8	A18-044	Napkin Weight
9	A18-045	Tampon Weight
10	P18-026	Screw # 10 x 1"
11	P18-055	Screw #10-32 x 1/2"
12	P15-399	Lock for Door
13	P15-398	Key for Door

*** Includes items P18-125 and label

For diagram of parts, please view installation instructions

If a coin mechanism is needed for a unit manufactured prior to February, 2014, please contact customer service to get the proper coin mechanism knob





Effective Date May 1, 2014

Napkin/Tampon Vendors

Model 4A20

Item	Part No.	Description
1	A18-046	Coin Metal Plate Assembly
2	A18-076	Napkin Cam
3	A18-075	Tampon Cam
4	A19-016***	Free Coin Mechanism Assembly
	A19-017***	10c Coin Mechanism Assembly
	A19-018***	25c Coin Mechanism Assembly
	A19-019***	50c Coin Mechanism Assembly
	A19-020***	\$1 Coin Mechanism Assembly
	A19-021***	€ .50 Coin Mechanism Assembly
5	P18-125	Screw for Coin Mechanism
6	P20-034	Free Label
	P20-036	10c Label
	P20-037	25c Label
	P20-078	50c Label
	P20-117	\$1 Label
	P20-180	€ .50 Label
7	A18-037	Coin Box Cover w/ Lock & Key
7a	P10-519	Lock/Cam for Coin Box
7b	P10-548	Key for Coin Box
8	A18-074	Napkin Weight
9	A18-073	Tampon Weight
10	P18-055	Screw # 10-32 x 1/2"
11	P15-465	Lock for Door
12	P15-398	Key for Door
13	P20-192	Installation Instructions
14	A11-049	Surface-Mounted Collar Assembly
15	P18-119	3/4" Hex Nut

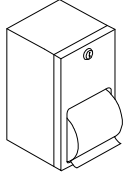
* For diagram of parts, please view installation instructions

*** Includes items P18-125 and label



Toilet Tissue Dispensers/Components

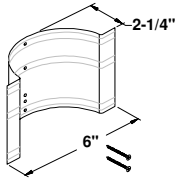
Models 5402, 5412 & 5422



Part No.	Description	Kit Part Number
P10-571	Plastic Spindle (Kit includes Service Kit & spindle)	P15-407
P10-558*	Lock and Cam	P15-399
M09-003	Door Panel	
P10-407	Rivet for Door Panel	

*Refer to Lock & Cam Part No. Reference for Kit No.

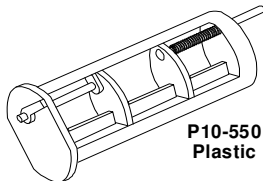
Back Clamp for Toilet Tissue Holders



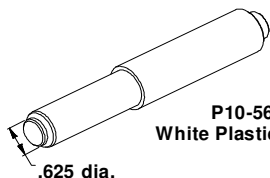
Part No.	Description
P15-024	510, 5101, 5102, 5103, 5104, 5123*, 5124*, 5125*

* Double unit (requires two per unit)

Toilet Tissue Dispenser Spindles



P10-550
Plastic

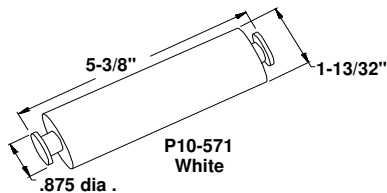


P10-560
White Plastic Roller

.625 dia.

Part No.	Used On Models	Kit Part Number
P10-550US	5071, 5241* (prior to 1990), 524, 5071-50, 5241-50*	
P10-550	5071, 5241* (after 1990), 524, 5071-50, 5241-50*	
P10-560	508, 5084, 5084US, 510, 5102, 5104, 5124*, 523*, 5234*, 5234US*, 5262, 5263*, 5264, 5265*, 5266, 5267*, 5269*	
S01-459	Theft-Resistant Spindle - will fit following models: 508, 508-32, 5084, 5085, 5086, 510, 5101, 5102, 5103, 5104, 5105, 5124*, 5125*, 5126*, 523*, 5234*, 5235*, 5236*, 5262, 5263*, 5264, 5265*, 5266, 5267*	
P10-571	5402*, 5412*, 5422*, 590, 5901, 5902, 591, 5911, 5912, 592, 5921, 5922, 594, 5942, 595, 5A00*, 5A10*, 5A20	P15-407
P10-613	5084, 5234*, 5085, 5235*, 5106, 5126*	
P10-551	540*, 541*, 542*	
P10-707	Core Adapter for 5424 Single Jumbo Roll	

* These models require two spindles per unit.

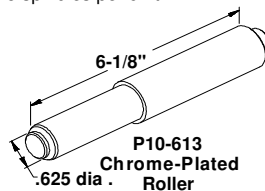


P10-571
White

.875 dia .

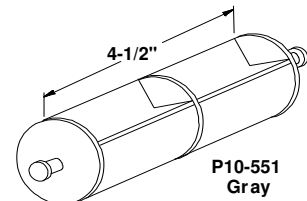


S01-459
Theft-Resistant



P10-613
Chrome-Plated
Roller

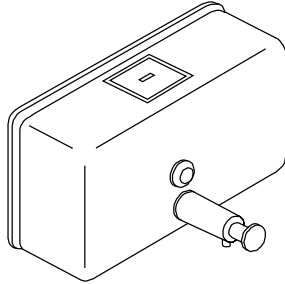
.625 dia .



P10-551
Gray

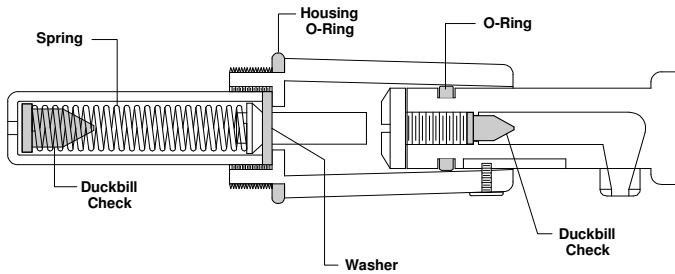
Soap Dispensers

Models 6542 & 6562 (Components Manufactured 1993 and After), 6531, 6563 & 6583 where noted only



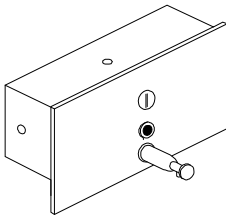
Part No.	Description	Kit Part Number
P19-212	Liquid Soap Valve (Complete) 6531	P15-408
P19-006	Sight Glass (Kit includes Service Kit, (5) per pack)	P15-405
P19-001	O-Ring (Prior to Dec `89)	
P19-165	O-Ring (After Dec `89)	
P19-140	Mounting Kit (incl. Back Plate, Screws & Key) 6542, 6562, 6583	P19-140
P19-213	Repair Kit for Valves P19-212 (incl. Spring, Housing, O-Ring, Duckbill Check & Rubber Washer)	P19-213
P15-449	ABS Liquid Soap Valve, 6563 ONLY	

NOTE: Repair Kits are not available for older valves P19-134 & P19-159. Order new valve P19-212.



Soap Drawer Assemblies

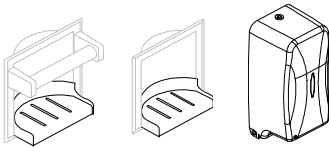
With Liquid Soap Valve



Part No.	Used On Models
S01-476	120, 130, 131, 133, 186, 194, 1945, 641
A14-020	120-14, 130-14, 131-14, 133-14, 186-14, 194-14, 642
S01-478	643
S01-479	6437
S01-482	644
M44-047	Brass Nut 3/4"-28 Hex.

Soap Valve For Soap Drawer Assemblies is P19-212 (see above).
Repair Kit For P19-212 is P19-213 (see above).

Soap Dispenser Parts

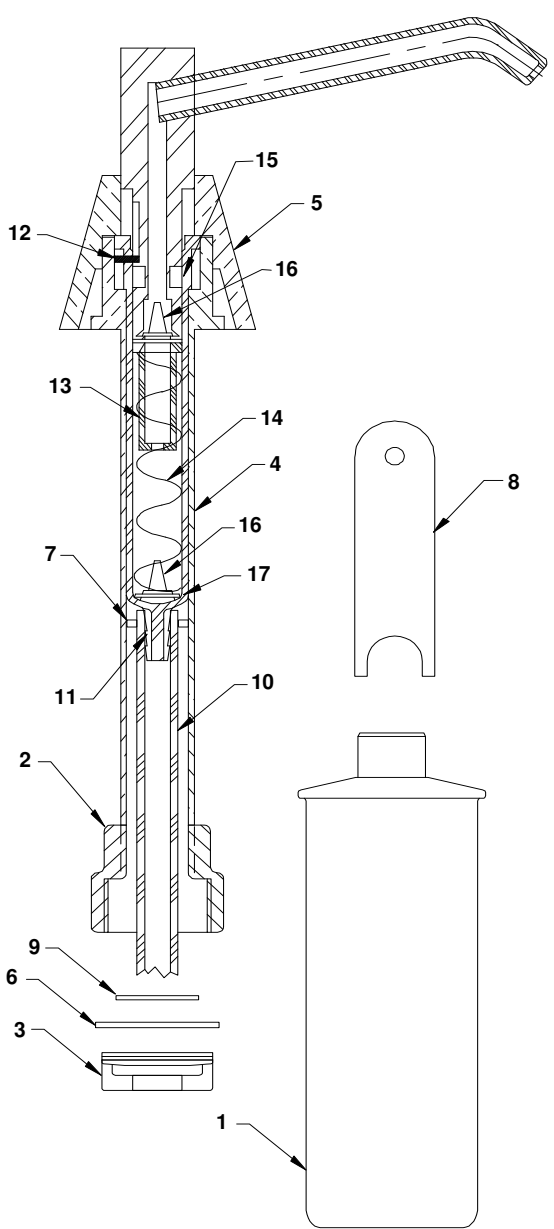


Part No.	Used on Models
P15-079	Plastic Soap Tray for 9352, 9353, 9362, 9363
P15-460	Control Box for 6A00-11
P15-461	Key for 6A00-11 and 6A01-11
269-2075	Tube for 6A00-11
P15-463	Tank for 6A00-11
P15-467	Key & Lock Kit for 6A00-11 and 6A01-11
P15-479	Control Box for 6A01-11
P15-480	Pump for 6A01-11
P15-481	Tank for 6A01-11

Distributed by
www.Ameraproducts.com
 Phone: (800) 608-6568
 Fax: (409) 840-5545
info@ameraproducts.com

Soap Dispensers

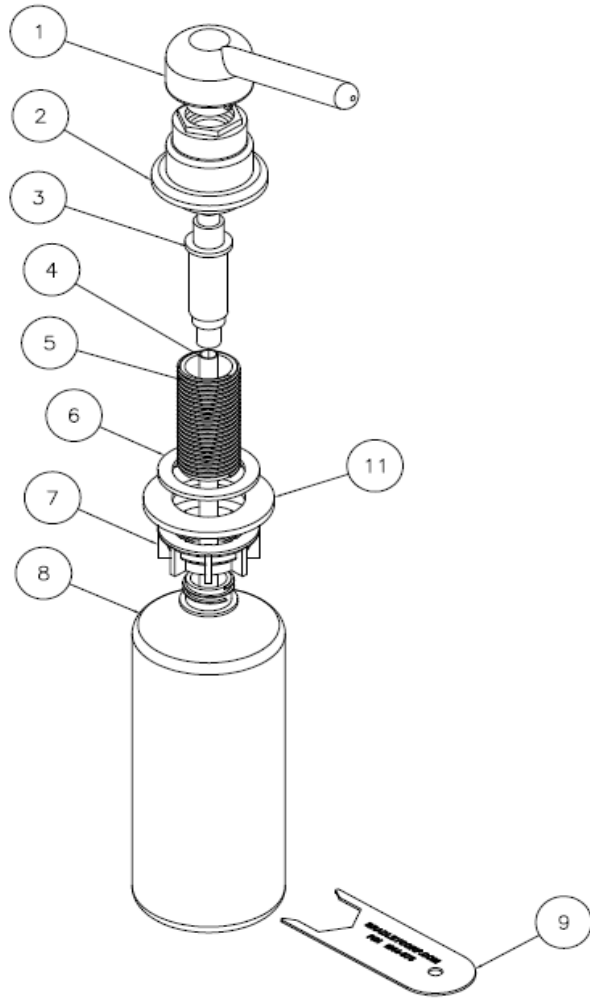
Models 6322, 6324 & 6326 (Components Manufactured 1993 and After)



Item	Part No.	Qty	Description	Kit Part Number
1	P19-151	1	Metal Soap Cont. 16 oz.	
	P10-287	1	Plastic Soap Cont. 16 oz.	
	P19-119	1	Plastic Soap Cont. 32 oz.	P15-406
Not Shown	P19-053	1	1" Spacer	
Spout Kits:				
	P19-206	1	2.5" Spout	
	P19-207	1	4" Spout	
	P19-208	1	6" Spout	
Spout Kits include 2, 3, 4, 5, 6, 9 PLUS P19-187 Kit				
2	P19-117	1	Adapter	
3	P19-121	1	Wing Nut	
4	P19-116	1	Shank-ABS Plastic	
	P19-169	1	Shank - Chrome-Plated Brass	
5		1	Escutcheon	
6		1	Washer, Steel	
9		1	Washer, Neoprene	
Repair Kit P19-187 includes:				P19-187
7		1	Cable Tie	
8	P19-118	1	Wrench	
10		1	Supply Tube	
11		1	Cylinder	
12		1	Screw	
13		1	Plunger Spacer	
14		1	Compression Spring	
15		1	O-Ring	
16		2	Duckbill Check	
17		1	Washer	

Soap Dispensers

Model 6334



Item	Part No.	Description
1	P19-223	Plunger Assembly
2	P19-224	Flange Assembly
3	P19-225	Pump Assembly
4	P19-230	Supply Tube
5	P19-226	Shank 2-1/4 LG
6	P19-229	Washer - Rubber
7	P19-228	Nut
8	P19-227	Bottle 16 oz.
9	M44-075	Wrench
10	P20-150	Installation Instructions
11	P19-233	Washer - Metal

Automatic Soap Dispenser (Manufactured after 8/24/07)

Model 6315 (No repair parts available for units manufactured before 8/24/07)

Part No.	Qty	Description
P19-232A	1	1 Case (4 Bottles) 54oz Lotion Soap with Moisturizer
P19-232B	1	1 Case (4 Bottles) 27oz Lotion Soap with Moisturizer
P19-231F	1	AC Adapter for Single Soap Dispenser
P19-231G	1	AC Adapter for up to 4 Dispensers (requires 1 P19-231H per dispenser)
P19-231H	1	Wire assembly (need 1 assembly for every dispenser. Max 4 per P19-231G)
P19-231A	1	Spout Assembly
P19-231B	1	C-Clip
P19-231C	1	Motor Assembly
P19-231D	1	Battery Box
P19-231E	1	Clip - Bottle

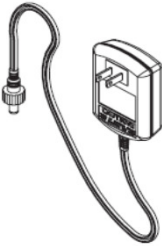


P19-232A
54 oz., 2000 shot

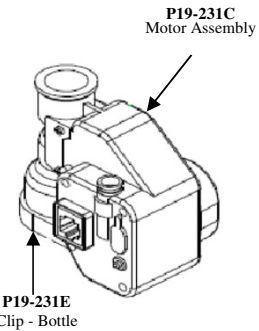


P19-232B
27 oz., 1000 shot

P19-231F
(AC Adaptor for single soap dispenser)

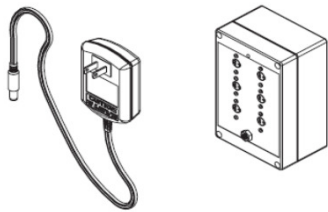


P19-231H
(Wire assembly)

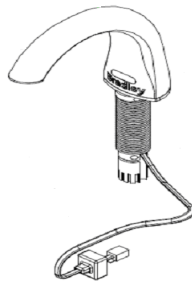


P19-231C
Motor Assembly

P19-231E
Clip - Bottle



P19-231G
(AC adaptor for up to 4 soap dispensers)



P19-231A
Spout Assembly

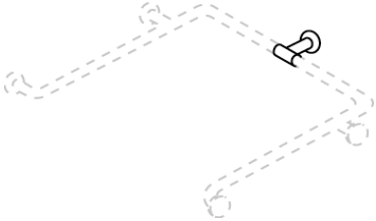


P19-231B
C-Clip

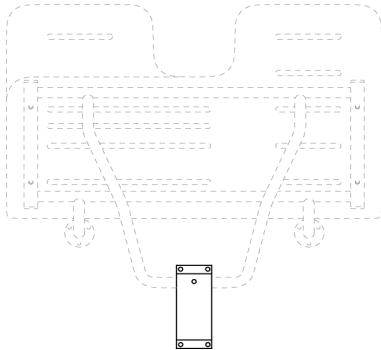


P19-231D
Battery Box

Grab Bar Parts

	Part No.	Used On Models
	U17-660	812 Coupling
	U15-660	832 Coupling

Retaining Bracket for Shower Seats

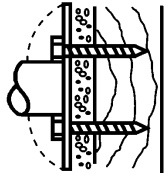
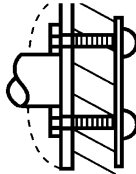
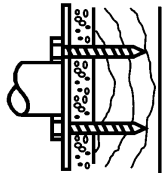
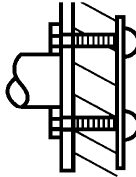
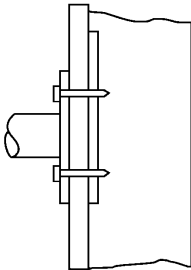
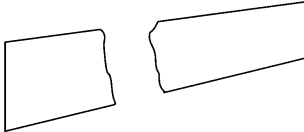
	Part No.	Description
	S01-255	Retaining Bracket for All Shower Seats Except 954, 9541, 9569
	A18-052	Wall-Mtd. Support Assembly for 9569
	P10-692	Phenolic seat only for 9569
	P10-736	Speckled white LLDPE seat only for 9557
	P10-737	Speckled white LLDPE seat only for 956 (left hand)
	P10-738	Speckled white LLDPE seat only for 9561 (right hand)
	P10-708	Phenolic seat only for 9562

Shower Rods

	Part No.	Description
	P10-711	Swivel bracket ends, satin chrome plated zinc for 9530
	P10-712	Swivel bracket ends, bright chrome plated zinc for 9530-78

*includes allen wrench, SS set screws, flathead stainless steel screws, and anchor plugs.

Series 800 - Mounting Kits and Anchoring Devices

<p>CONCEALED MOUNTING KITS</p>	<p>Stud walls with wood supports 899-010 <hr/> Material Included: <hr/> (2) 1/4 x 2-1/2" plated steel hex head lag bolts</p> 	<p>Partition walls 899-011 <hr/> Material Included: <hr/> A. (2) 1/4-20 x 1-3/8" plated steel hex head machine screws B. (2) cap nuts C. (1) backing plate</p> 
<p>EXPOSED MOUNTING KITS</p>	<p>Stud walls with wood supports 899-020 <hr/> Material Included: <hr/> (2) #14 x 2-1/2" stainless steel Phillips oval head sheet metal screws</p> 	<p>Partition walls 899-021 <hr/> Material Included: <hr/> A. (2) 1/4-20 x 1-1/2" stainless steel Phillips oval head machine screws B. (2) cap nuts C. (1) backing plate</p> 
<p>METAL STUD WALL MOUNTING KITS</p>	<p>(Concealed or Exposed) 899-014 <hr/> Material Required: <hr/> A. In-wall anchor plate (not included). Specify and order B. #10 sheet metal screws (furnished by others). C. Metal stud. D. (2) 1/4-20 x 1-1/4" flat head machine screws. (included with Mounting Kit 899-014) E. Wall dimension (to be furnished if over 3/4 inch).</p> 	
<p>IN-WALL ANCHOR PLATE</p>	<p>899-015 x Length (to 96") Must exceed length of Grab Bar by 12" <hr/> Universal Anchor Plate Please contact customer service for a quotation. <hr/> Material: <hr/> 4" x 1/8" cold rolled steel - length as specified to 96". <hr/> Note: Separately order 899-014 mounting kits as required. <hr/> 899-015480 48" x 4" x 1/8" 899-015540 54" x 4" x 1/8"</p> 	

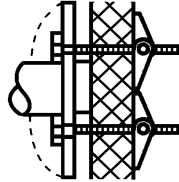
Series 800 - Mounting Kits and Anchoring Devices

Panel walls

899-012

Material Included:

- A. (2) 1/4-20 x 3" plated steel hex head machine screws
- B. (2) toggle nuts



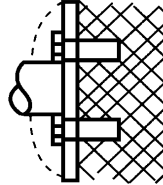
Masonry walls

899-013

BX

Material Included:

- A. (2) 1/4-20 x 1" plated steel hex head machine screws
- B. (2) 1/4-20 lead anchors

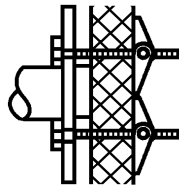


Panel walls

899-022

Material Included:

- A. (2) 1/4-20 x 3" stainless steel Philips oval head machine screws
- B. (2) toggle nuts

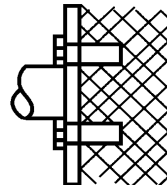


Masonry walls

899-023

Material Included:

- A. (2) 1/4-20 x 1" stainless steel Philips oval head machine screws
- B. (2) 1/4-20 lead anchors



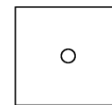
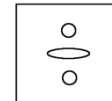
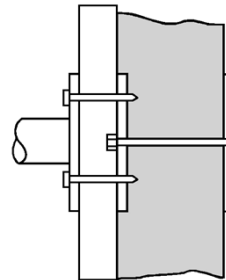
BLOCK WALL MOUNTING KITS

(Concealed or Exposed)

899-016

Material Required (items A-D included with 899-016 Kit):

- A. Front anchor plate 3" x 3" x 1/8" cold rolled steel-center slot punched and 2 fastener holes pre-punched.
- B. (2) 1/4-20 x 1-1/4" umbar-plated Philips oval head rollock tapping screws.
- C. (1) 3/8-16 steel zinc-plated tie rod with nut.
- D. Back anchor plate 3" x 3" x 3/16" cold rolled steel - tapped for and including 3/8-16 stud and nut.
- E. Finished wall thickness (to be furnished if over 3/4")
Additional Charge for thickness over 3/4".
- F. Masonry wall (thickness to be furnished).

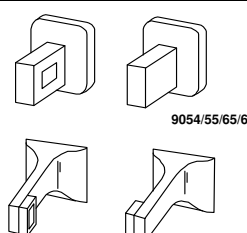


Back Anchor Plate

Installation:

- Fasten to studs before wall is applied. Recess as required for flush finish wall application.
- To attach grab bar, drill #2 (.221 diameter) holes
- Attach with 1/4-20 x 1-1/4" umbar-plated Philips oval head rollock tapping screws.

Post Sets for Towel Bars

	Part No.	Description
	9054-P00000	9054
	9055-P00000	9055
	9065-P00000	9065
	9066-P00000	9066
	926-P00000	926
	927-P00000	927

Towel Dispenser Accessories

Part No.	Description
M08-001	Towel Pan for 2017, 225, 2252, 247, 2478 Towel Disp.; 2017, 2018, 2037, 237, 2038, 238 Towel/Waste Unit; 130, 155 Multi-Unit
M08-005	Towel Pan for A01, 270 Multi Purpose Unit
P10-689	Towel Dispenser Knob (white) and screw pack (5 per) for P10-561
P10-561	Towel Dispenser Mechanism for 227 & 2277 Towel/Waste Unit; 2481, 2483, 2484 Roll Towel Disp.; Ps200, S08 Cabinet Assy.
P15-394	Spring for P10-561 Towel Dispenser
A17-003	Service kit for 236 Towel/Waste Unit. 2 Service part Towel dispenser center pulls, 4 Lip Trims, 1 set of instructions.
P10-687	Cone for 236 Towel/Waste Unit.
P15-397	Cover for 2490
P15-390	Key for 2490
P15-450	Cover for 2494
P15-451	Key for 2494 and 2497
P15-452	AC Conversion Pack for 2494
P15-453	Cover for 2495
P15-454	Key for 2495 and 2496
P15-457	Cover for 2497
P15-458	Cover for 2496
P15-459	AC Conversion Pack for 2496
P15-466	Replacement Towel Arms for 2494
P10-740	Keyless Handle for 2496
P10-741	Keyless Knob for 2497

Miscellaneous Parts

Part No.	Description
P18-078	Door latch for 2018, 2028, 2038, 2298 Towel/Waste Receptacle; 2443, 2448, 2478 Towel Dispenser; 3158, 3258 Waste Receptacle; 4738 Napkin Disp.; 5848 Seat Cover Disp.
P10-695	Shield for 5900 Series Combination Units (after 2004)
P18-116	Nylon Snap Rivet for P10-695 (need 2 for each P10-695)
P10-012	Mop Holder for 9933, 9934, 9953, 9954, 9955, 9983, 9984, 9985, 9986
P18-106	Rivet for 9953,9954,9955
P10-642	Magnetic Catch for 175



Effective Date May 1, 2014

COLLARS: Recessed to Semi-Recessed

Part Number	Used On Models	
S08-211	130, 155, 170, 175, 334, 344, 346	
S08-220	2291, 244, 3251	
S08-230	1471, 2441	
S08-225	2017, 2018	
S08-252	2027, 2028	
A10-002	2037, 2038	
S08-209	225	
S08-258	2251	
S08-244	2252	
A10-001	227, 2271	
A11-037	2277	
S08-228	229	
S08-222	2297, 2298, 2447, 2448, 3257, 3258	
S08-210	234 & 235 (prior to March 2011)	
A10-007	234 & 235 (after March 2011), 2A05	
S08-205	236, 237, 238	
S08-243	247	
A11-029	2481	
A10-003	2484	
A10-004	270	
S08-242	315-35	
S08-257	3157, 3158	
S08-226	4017, 4018	
A11-031	2442, 2443, 4737, 4738	
A10-008	2A00, 3A05	
A10-010	2A15, 2A25, 2A95	
A10-012	2A01, 2A02, 2A09	

Collars can only be used with fully-recessed units.





Effective Date May 1, 2014

COLLARS: Recessed to Surface-Mtd.

Part Number	Used On Models
S08-207	130, 155, 170, 175, 334, 344
S08-208	2291, 244, 3251
S08-219	1471, 2441
S08-248	2017, 2018
S08-251	2027, 2028
A11-018	2037, 2038
S08-233	225
A11-005	2251
S08-241	2252
A11-008	227, 2271
A11-038	2277
S08-227	229
S08-235	2297, 2298, 2447, 2448, 3257, 3258
S08-201	234 & 235 (prior to March 2011)
A11-044	234 & 235 (after March 2011), 2A05
A11-002	236, 237, 238
A11-007	2442, 2443, 4737, 4738
A11-012	247
A11-004	2478
S08-256	2481
A11-041	270
S08-229	315-35
A11-017	3157, 3158
A11-003	346
A11-039	4017
A11-019	4018
A11-040	407
S08-245	990
A11-045	3A05
A11-047	2A15, 2A25, 2A95
A11-049	4A20
A11-051	2A01, 2A02, 2A09
AD3-0008B	962

Collars can only be used with fully-recessed units.



Shower Rod Flanges

Part No.	Used On Models	Description
701-600	953	1" Exposed Flange
701-600A	9531	1-1/4" Exposed Flange
9532-F00000	9532	1" Exposed Flange
P10-482	9538	1" Concealed Flange
U10-666	9538	1" Escutcheon
P10-482A	9539	1-1/4" Concealed Flange
U12-666	9539	1-1/4" Escutcheon

Baby Changing Stations

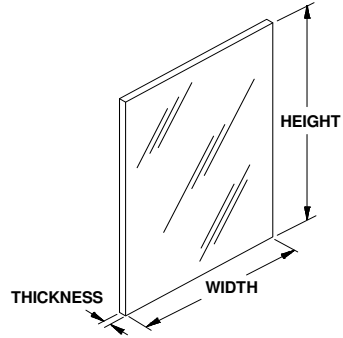
Part No.	Used On Models	Description
9611-PS902566	961, 9611, 9612	Replacement Strap
P11-021	961, 9611, 9612, 962-11, 962	Case of 500 White Liners

Miscellaneous

Part No.	Used On Models	Description
P10-526*	All Models W/Locks	Key
P18-073	All Models W/Torx Head W/Pin Security Screws	Torx Tool Kit
330-074	All Mirrors W/H-Hangers	Mirror Release Tool
P10-636	All Models W/Locks	Turn Knob Key

*Refer to Lock & Cam Part No. Reference for Kit No.

Mirror Glass

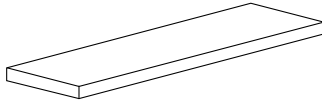


Part No.	Used On Models	Size (Inches)		
		Width	Height	Depth
P13-002	130, 155	14-13/16	17-13/16	1/4
P13-008	175	16-13/16	30-3/8	1/4


Mirror Accessory	Large Mirrors -100" Plus				
A18-054	Support Bracket Kit	2-1/2	3-3/4	1	
Kit includes: two brackets and instruction sheets.					
P10-719	Frameless Mirror Clip Kit - Set of (4). Used on 747, 747W, 747F				
Mirror Parts					
P10-626	Plastic Rosette-Large				
P10-627	Plastic Rosette-Small				

Replacement Shelves

For Medicine Cabinets



Part No.	Used On Models	Description			
P15-380	9663	Stainless			
P15-385	9664	Stainless			





Lock & Cam Part Number Reference

Model No.	Lock & Cam Part No.	Model No.	Lock & Cam Part No.
130-000000	P10-596 (door)	334-000000	P10-568
130-000000	P10-558 (soap disp)	344-000000	P10-568
1471-000000	P10-558	346-000000	P10-568
1471-1100000	P10-558	401 Series	P10-558 (door)
155-000000	P10-596	401 Series	P10-519 (coin box)
194-000000	P10-565 (towel disp)	4017-000000	P10-558 (door)
194-000000	P10-558 (soap disp)	4017-000000	P10-519 (coin box)
198-000000	P10-565	4018 Series	P10-558 (door)
1981-000000	P10-558	4018 Series	P10-519 (coin box)
1985-000000	P10-565	402-000000	P10-558 (door)
2017-000000	P10-565	402-000000	P10-519 (coin box)
2027-000000	P10-565	403 Series	P10-558 (door)
2037-000000	P10-565	403 Series	P10-519 (coin box)
225-000000	P10-558	404 Series	P10-558 (door)
2251-000000	P10-558	404 Series	P10-519 (coin box)
2252-000000	P10-558	407 Series	P10-558 (door)
227-000000	P10-558 (door)	407 Series	P10-519 (coin box)
227-000000	P10-568 (W/R)	426 Series	P10-558 (door)
2271-000000	P10-558 (door)	426 Series	P10-519 (coin box)
2271-000000	P10-568 (W/R)	428 Series	P10-558 (door)
2277-000000	P10-565	428 Series	P10-519 (coin box)
229-000000	P10-558	4721-150000	P10-565
2291-000000	P10-558	4722-101500	P10-565
2297-000000	P10-565	4722-150000	P10-565
233-000000	P10-558 (door)	4731-150000	P10-565
233-000000	P10-568 (W/R)	4737-000000	P10-558
234-000000	P10-568	4781-150000	P10-567
235-000000	P10-558, P10-568	4791-150000	P10-567
236-000000	P10-558 (door)	5402-000000	P10-558
236-000000	P10-568 (W/R)	5412-000000	P10-558
237-000000	P10-558 (door)	5422-000000	P10-558
237-000000	P10-568 (W/R)	5424-000000	P10-558
238-000000	P10-558	5425-000000	P10-565
244-000000	P10-558	583-000000	P10-567
2441-000000	P10-558	584-000000	P10-558
2442-000000	P10-565	5847-000000	P10-558
2447-000000	P10-565	591-000000	P10-558
247-000000	P10-558	5911-000000	P10-558
2481-000000	P10-558	5912-000000	P10-558
250-150000	P10-565	592-000000	P10-558
250-330000	P10-565	5921-000000	P10-558
251-150000	P10-621	5922-000000	P10-558
252-000000	P10-565	5932-000000	P10-558
270-000000	P10-558	594-000000	P10-558
315-350000	P10-558	5942-000000	P10-558
3157-000000	P10-565	643-000000	P10-558
3251-000000	P10-558	6437-000000	P10-558
3257-000000	P10-565	644-000000	P10-558
		9495-000000	P10-567

**P10-526 key unlocks
all locks except
P10-519**

Service Kits

Description	Kit Number
Key P10-526 (5 keys per kit)	P15-398
P10-558 lock, clip, & key kit	P15-399
P10-565 lock, clip, & key kit	P15-400
P10-567 lock, clip, & key kit	P15-401
P10-568 lock, clip, & key kit	P15-402
P10-723 lock, clip, & key kit	P15-465
P10-621 lock, clip, & key kit	P15-404



Diplomat™ Lock & Cam Part Number Reference

Model No.	Lock & Cam Part No.
2A00	P10-723
2A01	P10-723
2A02	P10-723
2A05	P10-723 (door), P10-568 (W/R)
2A09	P10-723
2A10	P10-558
2A15	P10-723 (door), P10-568 (W/R)
2A25	P10-723 (door), P10-568 (W/R)
2A95	P10-723 (door), P10-568 (W/R)
3A05	P10-568
4A00	P10-558
4A11	P10-558
4A20	P10-723 (door)
4A20	P10-519 (coin box)
5A00	P10-558
5A10	P10-558
5A20	P10-558
5A40	P10-558

**P10-526 key unlocks all locks
except
P10-519**

Service Kits

Description	Kit Number
Key P10-526 (5 keys per kit)	P15-398
P10-558 lock, clip, & key kit	P15-399
P10-565 lock, clip, & key kit	P15-400
P10-567 lock, clip, & key kit	P15-401
P10-568 lock, clip, & key kit	P15-402
P10-723 lock, clip, & key kit	P15-465
P10-621 lock, clip, & key kit	P15-404

Kit Reference Guide

Part No.	Description	Quantity	Kit No.	Ref. Page
P11-030	Waxed Paper Liner	500	P11-022	3
P10-526	Key	5	P15-398	14
P10-558	Lock, Clip, & Key	1	P15-399	14
P10-565	Lock, Clip, & Key	1	P15-400	14
P10-567	Lock, Clip, & Key	1	P15-401	14
P10-568	Lock, Clip, & Key	1	P15-402	14
P10-596	Lock, Clip, & Key	1	P15-403	14
P10-621	Lock, Clip, & Key	1	P15-404	14
P19-006	Sight Glass	5	P15-405	7
P19-119	32 oz. Plastic Soap Bottle	1	P15-406	8
P10-571	Toilet Tissue Spindle	1	P15-407	6
P19-212	Soap Valve	1	P15-408	7
P19-140	Mounting Kit (Backplate, Screws, Key)	1	P19-140	7
P19-213	Repair Kit - Soap Valves	1	P19-213	7
P19-187	Repair Kit - Soap Dispenser	1	P19-187	8