



ADA Compliance

Distributed by
www.PandaProducts.com
 Phone: (800) 608-6568
 Fax: (409) 840-5545
info@pandaproducts.com

Koala Baby Changing Stations meet ADA regulations when installed properly

Because the horizontal Baby Changing Station extends no more than 4" from the wall when closed, it conforms to ADA regulation 4.4.1 when and where applicable. The vertical mount unit can be installed with the bottom leading edge at 27" from the floor to meet regulation 4.4.1. Where space is limited and only a forward approach is allowed, the horizontal unit can be installed in compliance with 4.2.5. If the space allows parallel approach by a person in a wheelchair, both units can be installed to meet 4.2.6.

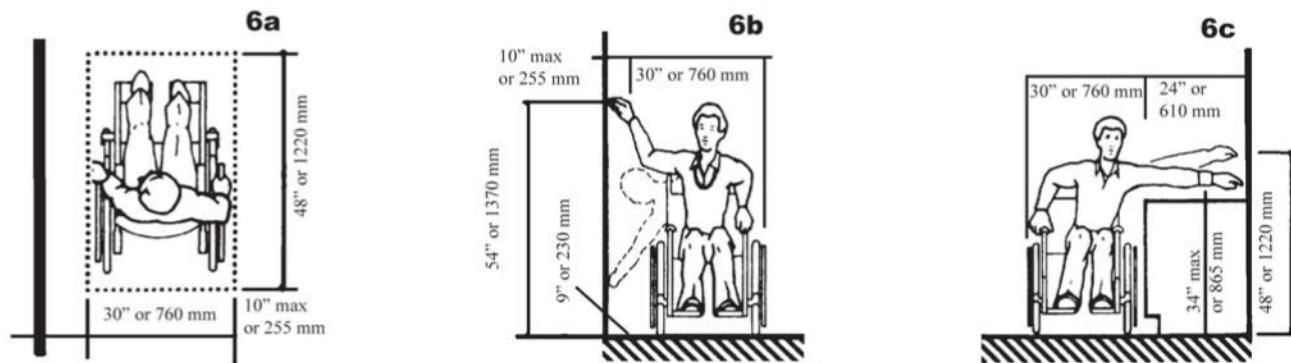
Braille Instructions

Polyethylene units have Braille instructions molded on the outside of the doors. Braille instructions are recommended by the National Federation of the Blind and comply with ADA regulation 4.30.4.



4.2.6 Side Reach

If the clear floor space allows parallel approach by a person in a wheelchair, the maximum high side reach allowed shall be 54" (1370 mm) and the low side reach shall be no less than 9" (230 mm) above the floor (Fig. 6a and b). If the side reach is over an obstruction, the reach and clearances shall be as shown in Fig. 6c. Source: Federal Register, Volume 56, No. 144 28 CFR Part 36.

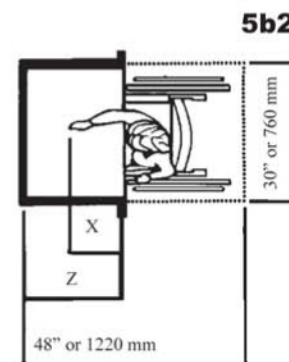

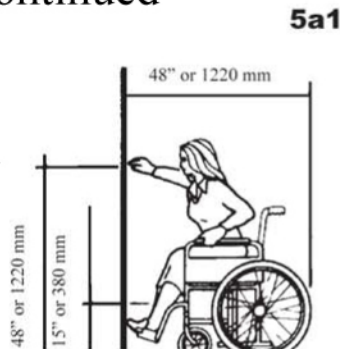


ADA Compliance - Continued

4.2.5 Forward Reach

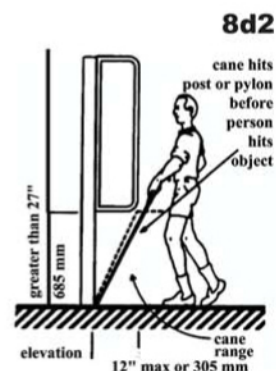
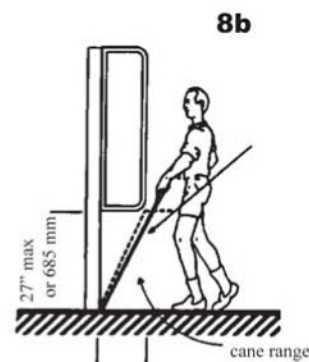
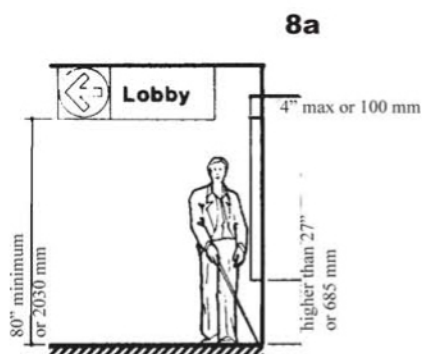
If the clear floor space only allows forward approach to an object, the maximum high forward reach allowed shall be 48" (1220 mm) see Fig 5a1 and 5a2. The minimum low forward reach is 15" (380 mm). If the high forward reach is over an obstruction, reach and clearances shall be shown in Fig. 5b1 and 5b2.

Note for Fig. 5b1 and 5b2: X shall be less than or equal to 25" (635 mm), Z shall be greater than or equal to X. When X is less than or equal to 20" (508 mm), then Y shall be 48" (1220 mm) maximum. When X is 20" to 25" (508 mm to 635 mm), then Y shall be 44" (1118 mm) maximum.



4.4.1 Protruding Objects

Objects projecting from walls with their leading edges between 27" and 80" (685 mm and 2030 mm) above the finished floor shall protrude no more than 4" (100 mm) into walks, halls, corridors, passageways, or aisles (see Fig. 8a.). Objects mounted with their leading edges at or below 27" (685 mm) above the finished floor may protrude any amount (see Fig. 8a and 8b). Free-standing objects mounted on posts or pylons may overhang 12" (305 mm) maximum from 27" to 80" (685 mm to 2030 mm) above the ground or finished floor (see Fig. 8d). Protruding objects shall not reduce the clear width of an accessible route or maneuvering space.



Koala Kare Products
A Division of Bobrick

6982 S. Quentin Street
Centennial, CO 80112-3945

Distributed by
www.PandaProducts.com
Phone: (800) 608-6568
Fax: (409) 840-5545
info@pandaproducts.com